

# ***can-am***®



## **ATV PRODUCT SPEC BOOK**

**VEHICLE SPECIFICATIONS, ACCESSORIES,  
PARTS & MAINTENANCE AND APPAREL**

**2026**

# TABLE OF CONTENTS

<b>ATV ACCESSORY COMPATIBILITY GUIDE</b>	<b>5</b>
<b>COMPARATIVE CHARTS</b>	<b>6</b>
<b>G2, G2L, G2S ACCESSORIES</b>	<b>19</b>
<b>G3, G3L ACCESSORIES</b>	<b>52</b>
<b>PARTS AND MAINTENANCE</b>	<b>92</b>
<b>CAN-AM APPAREL</b>	<b>107</b>

---

Pricing is subject to change due to various taxes, tariffs, or duties which may be applicable on certain products. BRP reserves the right to change the prices without incurring any obligations.

---

**CANAMOFFROAD.COM**

© 2025 Bombardier Recreational Products Inc. (BRP). All rights reserved. ®, TM and the BRP logo are trademarks of BRP or its affiliates. In the USA, products are distributed by BRP US Inc. †All other trademarks are the property of their respective owners. BRP reserves the right to discontinue or change specifications, prices, designs, features, models or equipment without incurring obligation. Some models depicted may include optional equipment. Product performance may vary depending on weather, temperature, altitude, driving ability and driver/passenger weight. ATVs and SxSs can be hazardous to operate. Never exceed the ATV-SxS's passenger capacity. All adult model ATVs are meant to be used by drivers aged 16 and older. Carefully read the vehicle's operator's guide. Follow all instructional and safety material and observe applicable laws and regulations. ATVs and SxSs are for off-road use only; never ride on paved surfaces or public roads. For your safety, the operator and passenger(s) must wear a helmet, eye protection and applicable protective clothing. Always remember that riding, alcohol and drugs don't mix. Never engage in stunt driving. Avoid excessive speed and be particularly careful on difficult terrain. Always ride responsibly and safely. See your authorized BRP dealer for details and visit <https://can-am.brp.com>.





# IF WE SELL IT, WE STAND BY IT.

---

**BRP Limited Warranty\***  
for new Parts, Accessories  
and Riding Gear

---

## **2-year limited warranty\*\***

- Genuine BRP Parts and Accessories installed by you or your authorized BRP dealer
- Aftermarket Products sold through BRP
- Riding Gear

## **4-year limited warranty\*\***

- Helmets

**GET ALL THE DETAILS FROM  
YOUR CAN-AM OFF-ROAD DEALER**

\* Purchased at an authorized BRP dealership/distributor or on a BRP-authorized online store. Other exclusions may apply; see complete limited warranty or contact your Can-Am Off-Road authorized dealer. This limited warranty does not apply to factory-installed accessories and Evinrude parts and accessories.

\*\* Unless otherwise stipulated or required by law.





# CUSTOMIZING MADE EASY

- 1 SELECT THE MODEL.**
- 2 SELECT THE PACKAGE.**
- 3 CUSTOMIZE COLOR, ENGINE, AND ACCESSORIES (OR ACCESSORY BUNDLES) FOR YOUR VEHICLE.**
- 4 CLICK “SAVE” OR “SEND TO DEALER.”**

## BUILD YOURS NOW

If you can dream it, you can build it. And ride it. Creating a Can-Am vehicle tailor-made for our riders' needs has never been easier. Scan the QR code and follow the step-by-step.





**We've made things  
super simple.**

- Check your model year
- Choose engine and model
- Learn your **PLATFORM CODE**

This **PLATFORM CODE** will let you know at a glance if the accessory is compatible with your vehicle.



G3L 6x6



G3 6x6



G3L



G3



G2L



G2S

## ATV ACCESSORY COMPATIBILITY GUIDE

Model year	Model	Engine configuration	Platform code
2016	Outlander L	450, 570	G2L
	Outlander	570, 650, 850, 1000	G2
	Outlander L MAX	450, 570	G2L MAX
	Outlander MAX	570, 650, 850, 1000	G2 MAX
	6x6	650, 1000	G2 MAX
	Renegade	500, 800, 1000	G2S
2017 2018	Outlander	450, 570	G2L
	Outlander	650, 850, 1000	G2
	Outlander MAX	450, 570	G2L MAX
	Outlander MAX	650, 850, 1000	G2 MAX
	6x6	650, 1000	G2 MAX
	Renegade	570, 800, 1000	G2S
2019 2020 2021 2022	Outlander	450, 570	G2L
	Outlander	650, 850, 1000R	G2
	Outlander MAX	450, 570	G2L MAX
	Outlander MAX	650, 850, 1000R	G2 MAX
	6x6	450	G2L MAX
	6x6	650, 1000	G2 MAX
2023	Renegade	570, 650, 850, 1000R	G2S
	Outlander	450, 570	G2L
	Outlander	650, 850, 1000R	G2
	Outlander MAX	450, 570	G2L MAX
	Outlander MAX	650, 850, 1000R	G2 MAX
	6x6	450	G2L MAX
	6x6	650, 1000	G2 MAX
	Renegade	650, 1000R	G2S
	Outlander	500, 700	G3L
	Outlander PRO	HD5, HD7	G3L
	Outlander MAX	500, 700	G3L MAX
2024	Outlander	500, 700	G3L
	Outlander	850, 1000R	G2
	Outlander PRO	HD5, HD7	G3L
	Outlander MAX	500, 700	G3L MAX
	Outlander MAX	850, 1000R	G2 MAX
	6x6	450	G2L MAX
	6x6	650, 1000	G2 MAX
	Renegade	650, 1000R	G2S
2025	Outlander	500, 700	G3L
	Outlander	850, 1000R	G3
	Outlander PRO	HD5, HD7	G3L
	Outlander MAX PRO	HD7	G3L MAX
	Outlander MAX	500, 700	G3L MAX
	Outlander MAX	850, 1000R	G3 MAX
	6x6	450	G2L MAX
	6x6	650, 1000	G2 MAX
	Renegade	650, 1000R	G2S
2026	Outlander	500, 700	G3L
	Outlander	850, 1000R	G3
	Outlander PRO	HD5, HD7	G3L
	Outlander MAX PRO	HD7	G3L
	Outlander MAX	500, 700	G3L MAX
	Outlander MAX	850, 1000R	G3 MAX
	Outlander Electric		G3L
	Outlander MAX Electric		G3L MAX
	6x6	700	G3L MAX
	6x6	850, 1000R	G3 MAX
	Renegade	650, 1000R	G2S



OUTLANDER ELECTRIC T

OUTLANDER MAX ELECTRIC T

COLOR OPTIONS

WHITE

WHITE

ENGINES	Type	47 hp / 53 lb-ft, ROTAX® E-POWER, Liquid-cooled	47 hp / 53 lb-ft, ROTAX® E-POWER, Liquid-cooled
	Power	Peak: 47 hp (35 kW) Continuous: 27 hp (20 kW)	Peak: 47 hp (35 kW) Continuous: 27 hp (20 kW)
	Torque motor	Peak: 53 lb-ft (72 Nm) Continuous: 21 lb-ft (28Nm)	Peak: 53 lb-ft (72 Nm) Continuous: 21 lb-ft (28Nm)
	Top speed	High gear: 37 mph (60 km/h) Low gear: 28 mph (45 km/h)	High gear: 37 mph (60 km/h) Low gear: 28 mph (45 km/h)
BATTERY	Battery type	Integrated, Lithium-ion	Integrated, Lithium-ion
	Battery operating temperature range	From -20°C to 40°C (-4 Fahrenheit to 104 Fahrenheit)	From -20°C to 40°C (-4 Fahrenheit to 104 Fahrenheit)
	Battery capacity	8.9 kWh	8.9 kWh
	Cooling system	Liquid-cooled : Battery, inverter and on-board charger Integrated AC heater for charging at low temperature	Liquid-cooled : Battery, inverter and on-board charger Integrated AC heater for charging at low temperature
	Estimated range (when fully charged)	Tested in accordance with WMTC*: 50 miles (80 km) Average utility range*: 31 miles (50 km)	Tested in accordance with WMTC*: 50 miles (80 km) Average utility range*: 31 miles (50 km)
	Function	Regen braking with 3 levels adjustments	Regen braking with 3 levels adjustments
	Charger	On-board charger 6.6 kW Level 2 (compatible with level 1 charging)	On-board charger 6.6 kW Level 2 (compatible with level 1 charging)
	Connector type	Type 2 IEC 62196 with integrated LED light	Type 2 IEC 62196 with integrated LED light
	Charging time Level 2 (240 V)	50 min (20 - 80 %) 1 hour 30 min (0 - 100%)	50 min (20 - 80 %) 1 hour 30 min (0 - 100%)
	Charging time Level 1 (120 V)	3 hours 10 min (20 - 80%) 5 hours 15 min (0 - 100%)	3 hours 10 min (20 - 80%) 5 hours 15 min (0 - 100%)
DRIVETRAIN	Transmission	L / N / H / P Reverse activated via start button	L / N / H / P Reverse activated via start button
	Drive Train	Selectable 2WD / 4WD with Visco-Lok† QE auto-locking front differential	Selectable 2WD / 4WD with Visco-Lok† QE auto-locking front differential
	Driving assistance	Work / Standard / Sport modes Speed limiter	Work / Standard / Sport modes Speed limiter
	Power Steering	Tri-Mode Dynamic Power Steering (DPS)	Tri-Mode Dynamic Power Steering (DPS)
SUSPENSIONS	Front Suspension	Double A-arm 9.75 in. (24.8 cm) travel	Double A-arm 9.75 in. (24.8 cm) travel
	Front Shocks	Twin tube	Twin tube
	Rear Suspension	Double A-arm 10.25 in. (26 cm) travel	Double A-arm 10.25 in. (26 cm) travel
	Rear Shocks	Twin tube	Twin tube
TIRES / WHEELS	Front & Rear Tires	XPS Recon Force 26 x 8/10 x 14 in.	XPS Recon Force 26 x 8/10 x 14 in.
	Wheels	14 in. cast aluminum	14 in. cast aluminum
BRAKES	Front	Dual 214 mm disc brakes with hydraulic twin-piston calipers	Dual 214 mm disc brakes with hydraulic twin-piston calipers
	Rear	Single 214 mm disc brake with hydraulic twin-piston caliper	Single 214 mm disc brake with hydraulic twin-piston caliper
DIMENSIONS / CAPACITIES	Estimated Dry Weight	885 lb (402 kg)	925 lbs (420 kg)
	L x W x H	89.9 x 48.1 x 49.6 in. (228.3 x 122.2 x 126 cm)	98 x 48.1 x 56 in. (249 x 122.2 x 142.2 cm)
	Wheelbase	53 in. (134.5 cm)	60.7 in. (154.2 cm)
	Ground Clearance	12 in. (30.5 cm)	12 in. (30.5 cm)
	Seat Height	38 in. (96.7 cm)	38.6 in. (98 cm)
	Rack Capacity	Front: 120 lb (54.4 kg) / Rear: 240 lb (109 kg)	Front: 120 lb (54.4 kg) / Rear: 240 lb (109 kg)
	Storage Capacity	9 gal (34 L)	9 gal (34 L)
	Towing Capacity	1,830 lb (830 kg)	1,830 lb (830 kg)
	Bed Capacity	N/A	N/A
	Fuel Capacity	N/A	N/A
FEATURES	Gauge	5 in. colored display	5 in. colored display
	DC - DC converter	Continuous 500W (at all speed including at idle)	Continuous 500W (at all speed including at idle)
	Instrumentation	Phone charger with 1xUSB-A and 1xUSB-C outputs	Phone charger with 1xUSB-A and 1xUSB-C outputs
	Ignition	RF Digitally Encoded Security System (D.E.S.S.™)	RF Digitally Encoded Security System (D.E.S.S.™)
	Lighting	LED headlights and tail lights LED signature LED POD light	LED headlights and tail lights LED signature LED POD light
	Winch	N/A	N/A
	Seat	Standard	Removable passenger seat
	Handlebar	Standard	Standard
	Protection	Front and rear bumpers Full skid plate	Front and rear bumpers Full skid plate
	Hitch Type	2 in. hitch receiver with towball	2 in. hitch receiver with towball





COLOR OPTIONS		DESERT TAN	COMPASS GREEN	GRANITE GREY	GRANITE GREY	COMPASS GREEN
ENGINES	Type	40 hp / 37 lb-ft, Rotax® ACE (Advanced Combustion Efficiency) 650 cc, single cylinder, liquid cooled	40 hp / 37 lb-ft, Rotax® ACE (Advanced Combustion Efficiency) 650 cc, single cylinder, liquid cooled	40 hp / 37 lb-ft, Rotax® ACE (Advanced Combustion Efficiency) 650 cc, single cylinder, liquid cooled	40 hp / 37 lb-ft, Rotax® ACE (Advanced Combustion Efficiency) 650 cc, single cylinder, liquid cooled	50 hp / 41 lb-ft, Rotax® ACE (Advanced Combustion Efficiency) 650 cc, single cylinder, liquid cooled
	Fuel Delivery System	Intelligent Throttle Control (ITC™) with Electronic Fuel Injection (EFI)	Intelligent Throttle Control (ITC™) with Electronic Fuel Injection (EFI)	Intelligent Throttle Control (ITC™) with Electronic Fuel Injection (EFI)	Intelligent Throttle Control (ITC™) with Electronic Fuel Injection (EFI)	Intelligent Throttle Control (ITC™) with Electronic Fuel Injection (EFI)
	Transmission	pDrive primary CVT with work calibration Extra low L / H / N / R / P	pDrive primary CVT with work calibration Extra low L / H / N / R / P	pDrive primary CVT L / H / N / R / P	pDrive primary CVT L / H / N / R / P	pDrive primary CVT with work calibration Extra low L / H / N / R / P
	Drive Train	Selectable 2WD / 4WD with Visco-Lok† auto-locking front differential	Selectable 2WD / 4WD / Lock 4WD with Visco-4Lok front differential	Selectable 2WD / 4WD with BTC (Brake traction Control)	Selectable 2WD / 4WD with BTC (Brake traction Control)	Selectable 2WD / 4WD / Lock 4WD with Visco-4Lok front differential
	Driving assistance	Speed limiter	Intelligent Engine Braking (iEB™) Speed limiter		NA	Work / Standard / Sport modes Intelligent Engine Braking (iEB™) Speed limiter
	Power Steering		Tri-Mode Dynamic Power Steering (DPS)	Tri-Mode Dynamic Power Steering (DPS)	Tri-Mode Dynamic Power Steering (DPS)	Tri-Mode Dynamic Power Steering (DPS)
SUSPENSIONS	Front Suspension	Double A-arm 9.75 in. (24.8 cm) travel	Double A-arm 9.75 in. (24.8 cm) travel	Double A-arm 9.75 in. (24.8 cm) travel	Double A-arm 9.75 in. (24.8 cm) travel	Double A-arm 9.75 in. (24.8 cm) travel
	Front Shocks	Twin tube	Twin tube	Twin tube	Twin tube	Twin tube
	Rear Suspension	Double A-arm 10.25 in. (26 cm) travel	Double A-arm 10.25 in. (26 cm) travel	Double A-arm 10.25 in. (26 cm) travel	Double A-arm 10.25 in. (26 cm) travel	Double A-arm 10.25 in. (26 cm) travel
	Rear Shocks	Twin tube	Twin tube	Twin tube	Twin tube	Twin tube
TIRES / WHEELS	Front & Rear Tires	6-ply rating 26 x 8/10 x 12 in.	XPS Trail King, 6-ply rating, 26 x 8/10 x 12 in.	25 x 8/10 x 12 in.	25 x 8/10 x 12 in.	XPS Trail King, 6-ply rating, 26 x 8/10 x 12 in.
	Wheels	12 in. Steel	12 in. cast aluminum	12 in. cast aluminum	12 in. cast aluminum	12 in. cast aluminum
BRAKES	Front	Dual 214 mm disc brakes with hydraulic twin-piston calipers	Dual 214 mm disc brakes with hydraulic twin-piston calipers	Dual 214 mm disc brakes with hydraulic twin-piston calipers	Dual 214 mm disc brakes with hydraulic twin-piston calipers	Dual 214 mm disc brakes with hydraulic twin-piston calipers
	Rear	Single 214 mm disc brake with hydraulic twin-piston caliper	Single 214 mm disc brake with hydraulic twin-piston caliper	Single 214 mm disc brake with hydraulic twin-piston caliper	Single 214 mm disc brake with hydraulic twin-piston caliper	Single 214 mm disc brake with hydraulic twin-piston caliper
DIMENSIONS / CAPACITIES	Estimated Dry Weight *	800 lb (362.9 kg)	883 lb (400.5 kg)	767.6 lb (348.2 kg)	802.6 lb (364.1 kg)	883 lb (400.5 kg)
	L x W x H (includes mirrors)	89.9 x 48.8 x 57.4 in. (228.4 x 123.9 x 145.6 cm)	89.9 x 48.8 x 57.4 in. (228.4 x 123.9 x 145.6 cm)	86.7 x 47.6 x 56.9 in. (220.2 x 120.9 x 144.6 cm)	94.2 x 47.6 x 56.9 in. (239.2 x 120.9 x 144.6 cm)	89.9 x 48.8 x 57.4 in. (228.4 x 123.9 x 145.6 cm)
	Wheelbase	53 in. (134.5 cm)	53 in. (134.5 cm)	53 in. (134.5 cm)	60.4 in. (153.5 cm)	53 in. (134.5 cm)
	Ground Clearance	13 in. (33 cm)	13 in. (33 cm)	12 in. (30.5 cm)	12 in. (30.5 cm)	13 in. (33 cm)
	Seat Height	38.6 in. (98 cm)	38.6 in. (98 cm)	38 in. (96.7 cm)	38.6 in. (98 cm)	38.6 in. (98 cm)
	Rack Capacity	Front: 120 lb (54.4 kg) / Rear: 240 lb (109 kg)	Front: 120 lb (54.4 kg) / Rear: 240 lb (109 kg)	Front: 120 lb (54.4 kg) / Rear: 240 lb (109 kg)	Front: 120 lb (54.4 kg) / Rear: 240 lb (109 kg)	Front: 120 lb (54.4 kg) / Rear: 240 lb (109 kg)
	Storage Capacity	9 gal (34 L)	9 gal (34 L)	9 gal (34 L)	9 gal (34 L)	9 gal (34 L)
	Towing Capacity	1,830 lb (830 kg) trailer with brakes / 870 lb (394 kg) trailer without brakes	1,830 lb (830 kg) trailer with brakes / 870 lb (394 kg) trailer without brakes	1,830 lb (830 kg) trailer with brakes / 870 lb (394 kg) trailer without brakes	1,830 lb (830 kg) trailer with brakes / 870 lb (394 kg) trailer without brakes	1,830 lb (830 kg) trailer with brakes / 870 lb (394 kg) trailer without brakes
	Bed Capacity					
	Fuel Capacity	5.1 gal (19.5 L)	5.1 gal (19.5 L)	5.1 gal (19.5 L)	5.1 gal (19.5 L)	5.1 gal (19.5 L)
FEATURES	Gauge	4.5 in. Digital Display	4.5 in. Digital Display	4.5 in. Digital Display	4.5 in. Digital Display	4.5 in. Digital Display
	Magneto	420-W	500-W	500-W	500-W	500-W
	Instrumentation		Phone charger with 1xUSB-A and 1xUSB-C outputs			Phone charger with 1xUSB-A and 1xUSB-C outputs
	Ignition	RF Digitally Encoded Security System (D.E.S.S.™)	RF Digitally Encoded Security System (D.E.S.S.™)	RF Digitally Encoded Security System (D.E.S.S.™)	RF Digitally Encoded Security System (D.E.S.S.™)	RF Digitally Encoded Security System (D.E.S.S.™)
	Lighting	LED headlights and tail lights LED signature	LED headlights and tail lights LED signature	LED headlights and tail lights LED signature	LED headlights and tail lights LED signature	LED headlights and tail lights LED signature
	Winch	N/A	Can-Am HD3500 (1,588 kg) winch with synthetic cable	N/A		Can-Am HD3500 (1,588 kg) winch with synthetic cable
	Seat	Standard	Standard	Standard	Standard	Standard
	Handlebar	Standard	Standard	Standard	Standard	Standard
	Protection	Heavy Duty front bumper Rear bumper HMWPE front and rear A-Arm protection (5 mm) Full skid plate	Heavy Duty front bumper Rear bumper HMWPE front and rear A-Arm protection (5 mm) Full skid plate	Full skid plate	Full skid plate	Heavy Duty front bumper Rear bumper HMWPE front and rear A-Arm protection (5 mm) Full skid plate
	Hitch Type	2 in. hitch with tow ball	2 in. hitch with tow ball	2 in. hitch with tow ball	2 in. hitch with tow ball	2 in. hitch with tow ball

OUTLANDER PRO  
XU HD7 T ABS

OUTLANDER X MR 700

OUTLANDER DPS 700 T  
ABSOUTLANDER MAX  
DPS 700 T ABSOUTLANDER MAX  
PRO XU HD7 T

## COLOR OPTIONS

COMPASS GREEN

GRANITE GREY

GRANITE GREY

GRANITE GREY


COMPASS GREEN &  
PLATINUM SATIN

ENGINES	Type	50 hp / 41 lb-ft, Rotax® ACE (Advanced Combustion Efficiency) 650 cc, single cylinder, liquid cooled	50 hp / 41 lb-ft, Rotax® ACE (Advanced Combustion Efficiency) 650 cc, single cylinder, liquid cooled with strategically positioned engine air intake	50 hp / 41 lb-ft, Rotax® ACE (Advanced Combustion Efficiency) 650 cc, single cylinder, liquid cooled	50 hp / 41 lb-ft, Rotax® ACE (Advanced Combustion Efficiency) 650 cc, single cylinder, liquid cooled	50 hp / 41 lb-ft, Rotax® ACE (Advanced Combustion Efficiency) 650 cc, single cylinder, liquid cooled
	Fuel Delivery System	Intelligent Throttle Control (iTC™) with Electronic Fuel Injection (EFI)	Intelligent Throttle Control (iTC™) with Electronic Fuel Injection (EFI)	Intelligent Throttle Control (iTC™) with Electronic Fuel Injection (EFI)	Intelligent Throttle Control (iTC™) with Electronic Fuel Injection (EFI)	Intelligent Throttle Control (iTC™) with Electronic Fuel Injection (EFI)
	Transmission	pDrive primary CVT with work calibration Extra low L / H / N / R / P	pDrive primary CVT with strategically positioned air intake and exhaust Extra low L / H / N / R / P	pDrive primary CVT L / H / N / R / P	pDrive primary CVT L / H / N / R / P	pDrive primary CVT with work calibration Extra low L / H / N / R / P
	Drive Train	Selectable 2WD / 4WD / Lock 4WD with BTC (Brake traction Control)	Selectable 2WD / 4WD / Lock 4WD with Visco-4Lok front differential	Selectable 2WD / 4WD with BTC (Brake traction Control)	Selectable 2WD / 4WD with BTC (Brake traction Control)	Selectable 2WD / 4WD / Lock 4WD with Visco-4Lok front differential
	Driving assistance	Work / Standard / Sport modes Intelligent Engine Braking (iEB™) Speed limiter	Work / Standard / Sport modes Intelligent Engine Braking (iEB™)	Work / Standard / Sport modes	Work / Standard / Sport modes	Work / Standard / Sport modes Intelligent Engine Braking (iEB™) Speed limiter
	Power Steering	Tri-Mode Dynamic Power Steering (DPS)	Tri-Mode Dynamic Power Steering (DPS)	Tri-Mode Dynamic Power Steering (DPS)	Tri-Mode Dynamic Power Steering (DPS)	Tri-Mode Dynamic Power Steering (DPS)
SUSPENSIONS	Front Suspension	Double A-arm 9.75 in. (24.8 cm) travel	Double A-arm 9 in. (22.9 cm) travel	Double A-arm 9.75 in. (24.8 cm) travel	Double A-arm 9.75 in. (24.8 cm) travel	Double A-arm 9.75 in. (24.8 cm) travel
	Front Shocks	Twin tube	Twin tube	Twin tube	Twin tube	Twin tube
	Rear Suspension	Double A-arm 10.25 in. (26 cm) travel	Double A-arm 9.75 in. (24.8 cm) travel	Double A-arm 10.25 in. (26 cm) travel	Double A-arm 10.25 in. (26 cm) travel	Double A-arm 10.25 in. (26 cm) travel
	Rear Shocks	Twin tube	Twin tube	Twin tube	Twin tube	Twin tube
TIRES / WHEELS	Front & Rear Tires	XPS Trail King, 6-ply rating, 26 x 8/10 x 12 in.	XPS Swamp King 28 x 8/10 x 14 in.	25 x 8/10 x 12 in.	25 x 8/10 x 12 in.	XPS Trail King, 6-ply rating, 26 x 8/10 x 12 in.
	Wheels	12 in. cast aluminum	14 in. Aluminum	12 in. cast aluminum	12 in. cast aluminum	12 in. cast aluminum
BRAKES	Front	Dual 214 mm disc brakes with hydraulic twin-piston calipers	Dual 214 mm disc brakes with hydraulic twin-piston calipers	Dual 214 mm disc brakes with hydraulic twin-piston calipers	Dual 214 mm disc brakes with hydraulic twin-piston calipers	Dual 214 mm disc brakes with hydraulic twin-piston calipers
	Rear	Single 214 mm disc brake with hydraulic twin-piston caliper	Single 214 mm disc brake with hydraulic twin-piston caliper	Single 214 mm disc brake with hydraulic twin-piston caliper	Single 214 mm disc brake with hydraulic twin-piston caliper	Single 214 mm disc brake with hydraulic twin-piston caliper
DIMENSIONS / CAPACITIES	Estimated Dry Weight *	883 lb (400.5 kg)	876 lb (397.3 kg)	767.6 lb (348.2 kg)	802.6 lb (364.1 kg)	940 lbs (426.4 kg)
	L x W x H (includes mirrors)	89.9 x 48.8 x 57.4 in. (228.4 x 123.9 x 145.6 cm)	89.9 x 48.8 x 48.2 in. (228.4 x 123.9 x 122.5 cm)	86.7 x 47.6 x 56.9 in. (220.2 x 120.9 x 144.6 cm)	94.2 x 47.6 x 56.9 in. (239.2 x 120.9 x 144.6 cm)	94.2 x 47.6 x 54 in. (239.2 x 120.9 x 137.1 cm)
	Wheelbase	53 in. (134.5 cm)	53 in. (134.5 cm)	53 in. (134.5 cm)	60.4 in. (153.5 cm)	60.4 in. (153.5 cm)
	Ground Clearance	13 in. (33 cm)	13 in. (33 cm)	12 in. (30.5 cm)	12 in. (30.5 cm)	13 in. (33 cm)
	Seat Height	38.6 in. (98 cm)	38.6 in. (98 cm)	38 in. (96.7 cm)	38.6 in. (98 cm)	38.6 in. (98 cm)
	Rack Capacity	Front: 120 lb (54.4 kg) / Rear: 240 lb (109 kg)	Front: NA / Rear: 240 lb (109 kg)	Front: 120 lb (54.4 kg) / Rear: 240 lb (109 kg)	Front: 120 lb (54.4 kg) / Rear: 240 lb (109 kg)	Front: 120 lb (54.4 kg) / Rear: 240 lb (109 kg)
	Storage Capacity	9 gal (34 L)	1 gal (3.8 L)	9 gal (34 L)	9 gal (34 L)	9 gal (34 L)
	Towing Capacity	1,830 lb (830 kg) trailer with brakes / 870 lb (394 kg) trailer without brakes	1,830 lb (830 kg)	1,830 lb (830 kg) trailer with brakes / 870 lb (394 kg) trailer without brakes	1,830 lb (830 kg) trailer with brakes / 870 lb (394 kg) trailer without brakes	1,830 lb (830 kg) trailer with brakes / 870 lb (394 kg) trailer without brakes
	Bed Capacity					
	Fuel Capacity	5.1 gal (19.5 L)	5.1 gal (19.5 L)	5.1 gal (19.5 L)	5.1 gal (19.5 L)	5.1 gal (19.5 L)
FEATURES	Gauge	4.5 in. Digital Display	4.5 in. Digital Display	4.5 in. Digital Display	4.5 in. Digital Display	4.5 in. Digital Display
	Magneto	500-W	500-W	500-W	2 in. hitch with tow ball	500-W
	Instrumentation	Phone charger with 1xUSB-A and 1xUSB-C outputs	Phone charger with 1xUSB-A and 1xUSB-C outputs			Phone charger with 1xUSB-A and 1xUSB-C outputs
	Ignition	RF Digitally Encoded Security System (D.E.S.S.™)	RF Digitally Encoded Security System (D.E.S.S.™) with tether	RF Digitally Encoded Security System (D.E.S.S.™)	RF Digitally Encoded Security System (D.E.S.S.™)	RF Digitally Encoded Security System (D.E.S.S.™)
	Lighting	LED headlights and tail lights LED signature	LED headlights and tail lights	LED headlights and tail lights LED signature	LED headlights and tail lights LED signature	LED headlights and tail lights LED signature
	Winch	Can-Am HD3500 (1,588 kg) winch with synthetic cable	N/A	N/A	N/A	Can-Am HD3500 (1,588 kg) winch with synthetic cable
	Seat	Standard	Standard	Standard	Standard	Removable passenger seat
	Handlebar	Standard	Standard	Standard	Standard	Standard
	Protection	Heavy Duty front bumper Rear bumper HMWPE front and rear A-Arm protection (5 mm) Full skid plate	Front bumper, X mr footpegs, full skid plate	Full skid plate	Full skid plate	Heavy Duty front bumper Rear bumper HMWPE front and rear A-Arm protection (5 mm) Full skid plate
	Hitch Type	2 in. hitch with tow ball	2 in. hitch receiver	2 in. hitch with tow ball		2 in. Rear hitch and tow ball





COLOR OPTIONS		PLATINUM SATIN	GRANITE GREY	FIERY RED	FIERY RED	GRANITE GREY
ENGINES	Type	50 hp / 41 lb-ft, Rotax® ACE (Advanced Combustion Efficiency) 650 cc, single cylinder, liquid cooled	82 hp / 66 lb-ft, Rotax 999 cc V-twin, DOHC, liquid cooled Radiator cooling fan of 80W & 150 cm³	82 hp / 66 lb-ft, Rotax 999 cc V-twin, DOHC, liquid cooled Radiator cooling fan of 80W & 150 cm³	82 hp / 66 lb-ft, Rotax 999 cc V-twin, DOHC, liquid cooled Radiator cooling fan of 80W & 150 cm³	82 hp / 66 lb-ft, Rotax 999 cc V-twin, DOHC, liquid cooled Radiator cooling fan of 80W & 150 cm³
	Fuel Delivery System	Intelligent Throttle Control (ITC™) with Electronic Fuel Injection (EFI)	Intelligent Throttle Control (ITC™) with Electronic Fuel Injection (EFI)	Intelligent Throttle Control (ITC™) with Electronic Fuel Injection (EFI)	Intelligent Throttle Control (ITC™) with Electronic Fuel Injection (EFI)	Intelligent Throttle Control (ITC™) with Electronic Fuel Injection (EFI)
	Transmission	pDrive primary CVT L / H / N / R / P	pDrive primary CVT with work calibration Extra low L / H / N / R / P	pDrive primary CVT L / H / N / R / P	pDrive primary CVT L / H / N / R / P	pDrive primary CVT L / H / N / R / P
	Drive Train	Selectable 2WD / 4WD with BTC (Brake traction Control)	Selectable 2WD / 4WD / Lock 4WD with Visco-4Lok front differential	Selectable 2WD / 4WD with BTC (Brake traction Control)	Selectable 2WD / 4WD / Lock 4WD with BTC (Brake traction Control)	Selectable 2WD / 4WD with BTC (Brake traction Control)
	Driving assistance	Work / Standard / Sport modes Intelligent Engine Braking (iEB™)	Work / Standard / Sport modes Intelligent Engine Braking (iEB™) Speed limiter	Work / Standard / Sport modes Intelligent Engine Braking (iEB™)	Work / Standard / Sport modes Intelligent Engine Braking (iEB™)	Work / Standard / Sport modes Intelligent Engine Braking (iEB™)
	Power Steering	Tri-Mode Dynamic Power Steering (DPS)	Tri-Mode Dynamic Power Steering (DPS)	Tri-Mode Dynamic Power Steering (DPS)	Tri-Mode Dynamic Power Steering (DPS)	Tri-Mode Dynamic Power Steering (DPS)
SUSPENSIONS	Front Suspension	Double A-arm 9.75 in. (24.8 cm) travel	Arched Double A-arm 10.8 in. (27.4 cm) travel	Arched Double A-arm 10.8 in. (27.4 cm) travel	Arched Double A-arm 10.8 in. (27.4 cm) travel	Arched Double A-arm 10.8 in. (27.4 cm) travel
	Front Shocks	Twin tube	Twin tube	Twin Tube	Twin Tube	Twin Tube
	Rear Suspension	Double A-arm 10.25 in. (26 cm) travel	Arched Double A-arm 12 in. (30.5 cm) travel	Arched Double A-arm 12 in. (30.5 cm) travel	Arched Double A-arm 12 in. (30.5 cm) travel	Arched Double A-arm 12 in. (30.5 cm) travel
	Rear Shocks	Twin tube	Twin tube	Twin Tube	Twin Tube	Twin Tube
TIRES / WHEELS	Front & Rear Tires	XPS Trail Force 26 x 8/10 x 14 in.	XPS Trail King, 6-ply rating, 27 x 8/10 x 14 in.	26 x 8/10 x 14 in.	XPS Trail King 2 - 26 x 8/10 x 14	26 x 8/10 x 14 in.
	Wheels	14 in. Aluminum	14 in, cast aluminum	14 in. Aluminum	14 in. Aluminum	14 in. Aluminum
BRAKES	Front	Dual 214 mm disc brakes with hydraulic twin-piston calipers	Dual 214 mm disc brakes with hydraulic twin-piston calipers	Dual 214 mm disc brakes with hydraulic twin-piston calipers	Dual 214 mm disc brakes with hydraulic twin-piston calipers	Dual 214 mm disc brakes with hydraulic twin-piston calipers
	Rear	Single 214 mm disc brake with hydraulic twin-piston caliper	Single 214 mm disc brake with hydraulic twin-piston caliper	Single 214 mm disc brake with hydraulic twin-piston caliper	Single 214 mm disc brake with hydraulic twin-piston caliper	Single 214 mm disc brake with hydraulic twin-piston caliper
DIMENSIONS / CAPACITIES	Estimated Dry Weight *	910.6 lb (413.1 kg)	998 lb (453 kg)	967 lb (439 kg)	998 lb (453 kg)	967 lb (439 kg)
	L x W x H (includes mirrors)	94.2 x 47.6 x 57.4 in. (239.2 x 120.9 x 145.6 cm)	102.6 x 48.5 x 56.4 in. (260.6 x 123.2 x 143.3 cm)	99.7 x 48.5 x 56.4 in. (253.4 x 123.2 x 143.2 cm)	102.6 x 48.5 x 56.4 in. (260.6 x 123.2 x 143.3 cm)	99.7 x 48.5 x 56.4 in. (253.4 x 123.2 x 143.2 cm)
	Wheelbase	60.4 in. (153.5 cm)	60.8 in. (154.4 cm)	60.8 in. (154.4 cm)	60.8 in. (154.4 cm)	60.8 in. (154.4 cm)
	Ground Clearance	12.5 in. (31.8 cm)	12.5 in (31,75 cm)	12 in. (30.5 cm)	12 in. (30.5 cm)	12 in. (30.5 cm)
	Seat Height	38.6 in. (98 cm)	38,3 in, (97,3 cm)	37.8 in. (96 cm)	37.8 in. (96 cm)	37.8 in. (96 cm)
	Rack Capacity	Front: 120 lb (54.4 kg) / Rear: 240 lb (109 kg)	Front: 120 lb (54,4 kg) / Rear: 240 lb (109 kg)	Front: 120 lb (54.4 kg) / Rear: 240 lb (109 kg)	Front: 120 lb (54.4 kg) / Rear: 240 lb (109 kg)	Front: 120 lb (54.4 kg) / Rear: 240 lb (109 kg)
	Storage Capacity	9 gal (34 L)	10,6 gal ( 40 L )	10.6 gal ( 40 L )	10.6 gal ( 40 L )	10.6 gal ( 40 L )
	Towing Capacity	1,830 lb (830 kg) trailer with brakes / 870 lb (394 kg) trailer without brakes	1,830 lb (830 kg)	1,830 lb (830 kg)	1,830 lb (830 kg)	1,830 lb (830 kg)
	Bed Capacity					
	Fuel Capacity	5.1 gal (19.5 L)	5,1 gal (19,5 L)	5.1 gal (19.5 L)	5.1 gal (19.5 L)	5.1 gal (19.5 L)
FEATURES	Gauge	4.5 in. Digital Display	7,6 in, wide digital display	7.6 in. wide digital display	7.6 in. wide digital display	7.6 in. wide digital display
	Magneto	500-W	650-W	650-W	650-W	650-W
	Instrumentation	Phone charger with 1xUSB-A and 1xUSB-C outputs	Phone storage & USB-C charger	Phone storage	Phone storage & USB-C charger	Phone storage
	Ignition	RF Digitally Encoded Security System (D.E.S.S.™)	RF Digitally Encoded Security System (D,E,S,S,™)	RF Digitally Encoded Security System (D.E.S.S.™)	RF Digitally Encoded Security System (D.E.S.S.™)	RF Digitally Encoded Security System (D.E.S.S.™)
	Lighting	LED headlights and tail lights LED signature	LED headlights and tail lights LED signature	LED headlights and tail lights	LED headlights and tail lights LED signature	LED headlights and tail lights
	Winch	Can-Am HD3500 (1,588 kg) winch with synthetic cable	Can-Am HD3500 (1,588 kg) winch with synthetic cable		Can-Am HD3500 (1,588 kg) winch with synthetic cable	
	Seat	Standard	Removable passenger seat	Removable passenger seat	Removable passenger seat	Removable passenger seat
	Handlebar	Standard	Standard	Standard	Standard	Standard
	Protection	Front bumper, rear bumper, full skid plate	Heavy Duty front and rear bumpers HMWPE front and rear A-Arm protection (5 mm) Full skid plate	Full skid plate, front bumper, rear bumper	Full skid plate Heavy Duty front and rear bumpers Handguards	Full skid plate, front bumper, rear bumper
Hitch Type		2 in. hitch with tow ball	2 in, Rear hitch and tow ball	2 in. hitch with tow ball	2 in. hitch with tow ball	2 in. hitch with tow ball

					
	OUTLANDER MAX PRO XU HD10 T	OUTLANDER MAX DPS 1000R T ABS	OUTLANDER X MR 1000R	OUTLANDER XT-P 1000R T ABS	OUTLANDER XT-P 1000R T ABS - WITH SAS
COLOR OPTIONS	PLATINUM SATIN	GRANITE GREY	LOFT GREEN SATIN	MINERAL GREY & ORANGE CRUSH	MINERAL GREY & ORANGE CRUSH
ENGINES	Type	101 hp / 69 lb-ft, Rotax 999 cc V-twin, DOHC, liquid cooled High flow radiator cooling fan of 120W & 500 cm <sup>3</sup>	101 hp / 69 lb-ft, Rotax 999 cc V-twin, DOHC, liquid cooled with strategically positioned engine air intake High flow radiator cooling fan of 120W & 500 cm <sup>3</sup>	101 hp / 69 lb-ft, Rotax 999 cc V-twin, DOHC, liquid cooled High flow radiator cooling fan of 120W & 500 cm <sup>3</sup>	101 hp / 69 lb-ft, Rotax 999 cc V-twin, DOHC, liquid cooled High flow radiator cooling fan of 120W & 500 cm <sup>3</sup>
	Fuel Delivery System	Intelligent Throttle Control (iTC™) with Electronic Fuel Injection (EFI)	Intelligent Throttle Control (iTC™) with Electronic Fuel Injection (EFI)	Intelligent Throttle Control (iTC™) with Electronic Fuel Injection (EFI)	Intelligent Throttle Control (iTC™) with Electronic Fuel Injection (EFI)
	Transmission	pDrive primary CVT with work calibration Extra low L / H / N / R / P	pDrive primary CVT L / H / N / R / P	pDrive primary CVT L / H / N / R / P	pDrive primary CVT L / H / N / R / P
	Drive Train	Selectable 2WD / 4WD / Lock 4WD with Visco-4Lok front differential	Selectable 2WD / 4WD with BTC (Brake traction Control)	Selectable 2WD / 4WD / Lock 4WD with Visco-4Lok front differential	Selectable 2WD / 4WD / Lock 4WD with BTC (Brake traction Control)
	Driving assistance	Work / Standard / Sport modes Intelligent Engine Braking (iEB™) Speed limiter	Work / Standard / Sport modes Intelligent Engine Braking (iEB™)	Work / Standard / Sport modes Intelligent Engine Braking (iEB™)	Work / Standard / Sport modes Intelligent Engine Braking (iEB™)
	Power Steering	Tri-Mode Dynamic Power Steering (DPS)	Tri-Mode Dynamic Power Steering (DPS)	Tri-Mode Dynamic Power Steering (DPS)	Tri-Mode Dynamic Power Steering (DPS)
SUSPENSIONS	Front Suspension	Arched Double A-arm with sway bar 10.8 in. (27.4 cm) travel	Arched Double A-arm 10.8 in. (27.4 cm) travel	Arched Double A-arm with sway bar 10.8 in. (27.4 cm) travel	Arched Double A-arm with sway bar 10.8 in. (27.4 cm) travel
	Front Shocks	Twin tube	Twin Tube	Piggyback FOX Podium QS3 Gas shocks	KYB shocks with Smart-Shox Technology
	Rear Suspension	Arched Double A-arm 12 in. (30.5 cm) travel	Arched Double A-arm 12 in. (30.5 cm) travel	Arched Double A-arm 12 in. (30.5 cm) travel	Arched Double A-arm 12 in. (30.5 cm) travel
	Rear Shocks	Twin tube	Twin Tube	Piggyback FOX Podium QS3 Gas shocks	KYB shocks with Smart-Shox Technology
			SHOWA Internal Floating Pistons (IFP) Shocks		
TIRES / WHEELS	Front & Rear Tires	XPS Trail King, 6-ply rating, 27 x 8/10 x 14 in.	26 x 8/10 x 14 in.	XPS Swamp King XL 30 x 9/10 x 14 in.	XPS Trail King 2 - 27 x 8/10 x 14
	Wheels	14 in. cast aluminum	14 in. Aluminum	14 in. Aluminum	14 in. Aluminum Beadlock
BRAKES	Front	Dual 214 mm disc brakes with hydraulic twin-piston calipers	Dual 214 mm disc brakes with hydraulic twin-piston calipers	Dual 214 mm disc brakes with hydraulic twin-piston calipers	Dual 214 mm disc brakes with hydraulic twin-piston calipers
	Rear	Single 214 mm disc brake with hydraulic twin-piston caliper	Single 214 mm disc brake with hydraulic twin-piston caliper	Single 214 mm disc brake with hydraulic twin-piston caliper	Single 214 mm disc brake with hydraulic twin-piston caliper
DIMENSIONS / CAPACITIES	Estimated Dry Weight *	998 lb (453 kg)	967 lb (439 kg)	N/A	975 lb (442 kg)
	L x W x H (includes mirrors)	102.6 x 48.5 x 56.4 in. (260.6 x 123.2 x 143.3 cm)	99.7 x 48.5 x 56.4 in. (253.4 x 123.2 x 143.2 cm)	95.6 x 49.7 x 54.2 in. (242.9 x 126.2 x 137.6 cm)	91.9 x 48.5 x 49 in. (233.4 x 123.2 x 124.5 cm)
	Wheelbase	60.8 in. (154.4 cm)	60.8 in. (154.4 cm)	52.8 in. (134.2 cm)	52.8 in. (134.1 cm)
	Ground Clearance	12.5 in. (31.75 cm)	12 in. (30.5 cm)	13 in. (33 cm)	12 in. (30.5 cm)
	Seat Height	38.3 in. (97.3 cm)	37.8 in. (96 cm)	37.8 in. (96 cm)	37.8 in. (96 cm)
	Rack Capacity	Front: 120 lb (54.4 kg) / Rear: 240 lb (109 kg)	Front: 120 lb (54.4 kg) / Rear: 240 lb (109 kg)	Front: N/A / Rear: 240 lb (109 kg)	Front: 120 lb (54.4 kg) / Rear: 240 lb (109 kg)
	Storage Capacity	10.6 gal ( 40 L )	10.6 gal ( 40 L )	1 gal ( 3.8 L )	10.6 gal ( 40 L )
	Towing Capacity	1,830 lb (830 kg)	1,830 lb (830 kg)	1,830 lb (830 kg)	1,830 lb (830 kg)
	Bed Capacity				
	Fuel Capacity	5.1 gal (19.5 L)	5.1 gal (19.5 L)	5.1 gal (19.5 L)	5.1 gal (19.5 L)
FEATURES	Gauge	7.6 in. wide digital display	7.6 in. wide digital display	7.6 in. wide digital display	10.25 in. touchscreen display
	Magneto	650-W	650-W	650-W	650-W
	Instrumentation	Phone storage & USB-C charger	Phone Storage	Phone storage & USB-C charger	Phone storage & USB charger
	Ignition	RF Digitally Encoded Security System (D.E.S.S.™)	RF Digitally Encoded Security System (D.E.S.S.™)	RF Digitally Encoded Security System (D.E.S.S.™) with tether	RF Digitally Encoded Security System (D.E.S.S.™)
	Lighting	LED headlights and tail lights LED signature	LED headlights and tail lights LED signature	LED headlights and tail lights LED signature	LED headlights and tail lights LED signature
	Winch	Can-Am HD3500 (1,588 kg) winch with synthetic cable		3,500 lb (1,588 kg) bumper mounted winch with synthetic cable	Can-Am HD3500 (1,588 kg) winch with synthetic cable
	Seat	Removable passenger seat	Removable passenger seat	Special Edition seat (color, stitching and material)	Special edition seat (color, stitching and material)
	Handlebar	Standard	Standard	Aluminum tapered-profile handlebar with J-Hook, mud handgrip, mud strap and 1 in. riser	Aluminum taper-profile handlebar with sport handguards
	Protection	Heavy Duty front and rear bumpers HMWPE front and rear A-Arm protection (5 mm) Full skid plate	Full skid plate	Full skid plate MUD front bumper with winch mount Heavy Duty rear bumper Aluminum pegs (driver footrest)	Full skid plate Heavy Duty front and rear bumpers Handguards
	Hitch Type	2 in. Rear hitch and tow ball	2 in. hitch with tow ball	2 in. hitch receiver	2 in. hitch with tow ball
				2 in. hitch with tow ball	





OUTLANDER MAX LIMITED 1000R T ABS

11



OUTLANDER 6X6 DPS 700 T

OUTLANDER 6X6 DPS 850 T

OUTLANDER MAX 6X6 DPS 700 T

COLOR OPTIONS		GRANITE GREY	GRANITE GREY	GRANITE GREY
ENGINES	Type	50 hp / 41 lb-ft, Rotax® ACE (Advanced Combustion Efficiency) 650 cc, single cylinder, liquid cooled	82 hp / 66 lb-ft, Rotax 999 cc V-twin, DOHC, liquid cooled High flow radiator cooling fan of 120W & 500 cm³	50 hp / 41 lb-ft, Rotax® ACE (Advanced Combustion Efficiency) 650 cc, single cylinder, liquid cooled
	Fuel Delivery System	Intelligent Throttle Control (iTC™) with Electronic Fuel Injection (EFI)	Intelligent Throttle Control (iTC™) with Electronic Fuel Injection (EFI)	Intelligent Throttle Control (iTC™) with Electronic Fuel Injection (EFI)
	Transmission	pDrive primary CVT with work calibration Extra low L / H / N / R / P	pDrive primary CVT with work calibration Extra low L / H / N / R / P	pDrive primary CVT with work calibration Extra low L / H / N / R / P
	Drive Train	Selectable 4WD / 6WD with Visco-Lok QE front differential	Selectable 4WD / 6WD with Visco-Lok† QE auto-locking front differential	Selectable 4WD / 6WD with Visco-Lok QE front differential
	Driving assistance	Work / Standard / Sport modes Intelligent Engine Braking (IEB™)	Work / Standard / Sport modes Intelligent Engine Braking (IEB™) Speed limiter	Work / Standard / Sport modes Intelligent Engine Braking (IEB™)
	Power Steering	Tri-Mode Dynamic Power Steering (DPS)	Tri-Mode Dynamic Power Steering (DPS)	Tri-Mode Dynamic Power Steering (DPS)
SUSPENSIONS	Front Suspension	Double A-arm 9.8 in. (24.8 cm) travel	Arched Double A-arm 10 in. (25.2 cm) travel	Double A-arm 9.8 in. (24.8 cm) travel
	Front Shocks	Oil shocks (REC calibration)	Oil shocks (REC calibration)	Oil shocks (REC calibration)
	Rear Suspension	Double A-arm 9.7 in. (24.7 cm) travel	Arched Double A-arm 9.8 in. (24.8 cm) travel	Double A-arm 9.7 in. (24.7 cm) travel
	Rear Shocks	Oil shocks (REC calibration)	Oil shocks (REC calibration)	Oil shocks (REC calibration)
TIRES / WHEELS	Front & Rear Tires	XPS Trail King - 26 x 8/10 x 12 in.	XPS Trail King - 28 x 8/10 x 14 in.	XPS Trail King - 26 x 8/10 x 12 in.
	Wheels	12 in. Steel	14 in. Aluminum	12 in. Steel
BRAKES	Front	Dual 214 mm disc brakes with hydraulic twin-piston calipers	Oversized Dual 252 mm disc brakes with hydraulic twin-piston calipers	Dual 214 mm disc brakes with hydraulic twin-piston calipers
	Rear	Dual 214 mm disc brakes with hydraulic twin-piston calipers	Dual 214 mm disc brakes with hydraulic twin-piston calipers	Dual 214 mm disc brakes with hydraulic twin-piston calipers
DIMENSIONS / CAPACITIES	Estimated Dry Weight *	1,134 lb (514 kg)	1,281 lb (581 kg)	1,227 lb (558 kg)
	L x W x H (includes mirrors)	116.3 x 48.8 x 57.3 in. (295.3 x 124 x 145.6 cm)	116.3 x 48.8 x 57.3 in. (295.3 x 124 x 145.6 cm)	124.3 X 48.8 X 56.3 in. (315.7 x 124 x 143 cm)
	Wheelbase	85.7 in. (217.6 cm)	85.7 in. (217.6 cm)	93.3 in (237 cm)
	Ground Clearance	12 in. (30.5 cm)	12 in. (30.5 cm)	12 in. (30.5 cm)
	Seat Height	36.8 in. (93.4 cm)	36.8 in. (93.4 cm)	36.8 in. (93.4 cm)
	Rack Capacity	Front: 120 lb (54.4 kg)	Front: 54.4 kg	Front: 120 lb (54.4 kg)
	Storage Capacity	Front cargo: 8 gal (30 L) Rear cargo: 58 gal (220 L) Total : 66 gal (250 L)	Front cargo: 8 gal (30 L) Rear cargo: 58 gal (220 L) Rear undercargo: 6.6 gal (25 L) Total : 72.6 gal (275 L)	Front cargo: 8 gal (30 L) Rear cargo: 58 gal (220 L) Total : 66 gal (250 L)
	Towing Capacity	1,830 lb (830 kg)	1,830 lb (830 kg)	1,830 lb (830 kg)
	Bed Capacity	1,000 lb (454 kg)	1000 lb (454 kg)	1,000 lb (454 kg)
	Fuel Capacity	5.1 gal (19.5 L)	5.1 gal (19.5 L)	5.1 gal (19.5 L)
FEATURES	Gauge	4.5 in. digital display	7.6 in. wide digital display	4.5 in. digital display
	Magneto	500-W	650-W	500-W
	Instrumentation	Glove box	Phone storage	Glove box
	Ignition	RF Digitally Encoded Security System (D.E.S.S.™)	RF Digitally Encoded Security System (D.E.S.S.™)	RF Digitally Encoded Security System (D.E.S.S.™)
	Lighting	LED headlights and tail lights LED signature	LED headlights and tail lights LED signature	LED headlights and tail lights LED signature
	Winch			
	Seat	Standard	Standard	Standard
	Handlebar	Standard	Standard	Standard
	Protection	Full skid plate	Full skid plate	Full skid plate
	Hitch Type	2 in. Rear hitch and tow ball	2 in. Rear hitch and tow ball	2 in. Rear hitch and tow ball





OUTLANDER MAX 6X6 DPS 850 T






OUTLANDER 6X6 BACKCOUNTRY 1000R T



OUTLANDER MAX 6X6 BACKCOUNTRY 1000R T

COLOR OPTIONS		GRANITE GREY	STEALTH BLACK	STEALTH BLACK
ENGINES	Type	82 hp / 66 lb-ft, Rotax 999 cc V-twin, DOHC, liquid cooled High flow radiator cooling fan of 120W & 500 cm <sup>3</sup>	101 hp / 69 lb-ft, Rotax 999 cc V-twin, DOHC, liquid cooled High flow radiator cooling fan of 120W & 500 cm <sup>3</sup>	101 hp / 69 lb-ft, Rotax 999 cc V-twin, DOHC, liquid cooled High flow radiator cooling fan of 120W & 500 cm <sup>3</sup>
	Fuel Delivery System	Intelligent Throttle Control (iT <sup>™</sup> ) with Electronic Fuel Injection (EFI)	Intelligent Throttle Control (iT <sup>™</sup> ) with Electronic Fuel Injection (EFI)	Intelligent Throttle Control (iT <sup>™</sup> ) with Electronic Fuel Injection (EFI)
	Transmission	pDrive primary CVT with work calibration Extra low L / H / N / R / P	pDrive primary CVT with work calibration Extra low L / H / N / R / P	pDrive primary CVT with work calibration Extra low L / H / N / R / P
	Drive Train	Selectable 4WD / 6WD with Visco-Lok <sup>†</sup> QE auto-locking front differential	Selectable 4WD / 6WD / Lock 6WD with Visco-4Lok front differential	Selectable 4WD / 6WD / Lock 6WD with Visco-4Lok front differential
	Driving assistance	Work / Standard / Sport modes Intelligent Engine Braking (iEB <sup>™</sup> ) Speed limiter	Work / Standard / Sport modes Intelligent Engine Braking (iEB <sup>™</sup> ) Speed limiter	Work / Standard / Sport modes Intelligent Engine Braking (iEB <sup>™</sup> ) Speed limiter
	Power Steering	Tri-Mode Dynamic Power Steering (DPS)	Tri-Mode Dynamic Power Steering (DPS)	Tri-Mode Dynamic Power Steering (DPS)
SUSPENSIONS	Front Suspension	Arched Double A-arm 10 in. (25.2 cm) travel	Arched Double A-arm with sway bar 7.5 in. (19.5 cm) travel	Arched Double A-arm with sway bar 7.5 in. (19.5 cm) travel
	Front Shocks	Oil shocks (REC calibration)	SHOWA Internal Floating Pistons (IFP) Shocks	SHOWA Internal Floating Pistons (IFP) Shocks
	Rear Suspension	Arched Double A-arm 9.8 in. (24.8 cm) travel	Arched Double A-arm with sway bar on middle axle 9 in. (22.9 cm) travel	Arched Double A-arm with sway bar on middle axle 9 in. (22.9 cm) travel
	Rear Shocks	Oil shocks (REC calibration)	SHOWA Internal Floating Pistons (IFP) Shocks	SHOWA Internal Floating Pistons (IFP) Shocks
TIRES / WHEELS	Front & Rear Tires	XPS Trail King - 28 x 8/10 x 14 in.	XPS Iron Force - 30 x 9 x 14 in.	XPS Iron Force - 30 x 9 x 14 in.
	Wheels	14 in. Aluminum	14 in. Aluminum beadlock	14 in. Aluminum beadlock
BRAKES	Front	Oversized Dual 252 mm disc brakes with hydraulic twin-piston calipers	Oversized Dual 252 mm disc brakes with hydraulic twin-piston calipers	Oversized Dual 252 mm disc brakes with hydraulic twin-piston calipers
	Rear	Dual 214 mm disc brakes with hydraulic twin-piston calipers	Dual 214 mm disc brakes with hydraulic twin-piston calipers	Dual 214 mm disc brakes with hydraulic twin-piston calipers
DIMENSIONS / CAPACITIES	Estimated Dry Weight *	1,388 lb (631 kg)	1,374 lb (623 kg)	1,449 lb (659 kg)
	L x W x H (includes mirrors)	124.3 X 48.8 X 56.3 in. (315.7 x 124 x 143 cm)	119.1 x 50.2 x 58.1 in. (302.5 x 127.4 x 147.5 cm)	127.2 X 50.2 X 58.1 in. (323 x 127.4 x 147.5 cm)
	Wheelbase	93.3 in (237 cm)	85.7 in. (217.6 cm)	93.3 in (237 cm)
	Ground Clearance	12 in. (30.5 cm)	13 in. (33 cm)	13 in. (33 cm)
	Seat Height	36.8 in. (93.4 cm)	37.8 in. (96 cm)	37.8 in. (96 cm)
	Rack Capacity	Front : 54.4 kg	Front: 120 lb (54.4 kg)	Front: 120 lb (54.4 kg)
	Storage Capacity	Front cargo: 8 gal (30 L) Rear cargo: 58 gal (220 L) Rear undercargo: 6.6 gal (25 L) Total : 72.6 gal (275 L)	Front cargo: 8 gal (30 L) Rear cargo: 58 gal (220 L) Rear undercargo: 6.6 gal (25 L) Total : 72.6 gal (275 L)	Front cargo: 8 gal (30 L) Rear cargo: 58 gal (220 L) Rear undercargo: 6.6 gal (25 L) Total : 72.6 gal (275 L)
	Towing Capacity	1,830 lb (830 kg)	1,830 lb (830 kg)	1,830 lb (830 kg)
	Bed Capacity	1000 lb (454 kg)	1000 lb (454 kg)	1000 lb (454 kg)
	Fuel Capacity	5.1 gal (19.5 L)	5.1 gal (19.5 L)	5.1 gal (19.5 L)
FEATURES	Gauge	7.6 in. wide digital display	7.6 in. wide digital display	7.6 in. wide digital display
	Magneto	650-W	650-W	650-W
	Instrumentation	Phone storage	Phone storage & USB-C charger	Phone storage & USB-C charger
	Ignition	RF Digitally Encoded Security System (D.E.S.S. <sup>™</sup> )	RF Digitally Encoded Security System (D.E.S.S. <sup>™</sup> )	RF Digitally Encoded Security System (D.E.S.S. <sup>™</sup> )
	Lighting	LED headlights and tail lights LED signature	LED headlights and tail lights LED signature	LED headlights and tail lights LED signature
	Winch		Can-Am HD3500 (1,588 kg) winch with synthetic cable	Can-Am HD3500 (1,588 kg) winch with synthetic cable
	Seat	Removable passenger seat	Special Edition	Removable passenger seat
	Handlebar	Standard	Aluminium U type (57 mm)	Aluminium U type (57 mm)
	Protection	Full skid plate	Heavy Duty front bumper Full skid plate Footwell protectors Front & rear a-arms protectors Handguards	Heavy Duty front bumper Full skid plate Footwell protectors Front & rear a-arms protectors Handguards
	Hitch Type	2 in. Rear hitch and tow ball	2 in. Rear hitch and tow ball	2 in. Rear hitch and tow ball

				
		<b>DS 250</b>	<b>RENEGADE 110 EFI</b>	<b>RENEGADE X XC 110 EFI</b>
<b>COLOR OPTIONS</b>		<b>BLACK &amp; CAN-AM RED</b>	<b>CATALYST GREY</b>	<b>BLACK LEGION RED</b>
<b>ENGINES</b>	Type	250 cc 4-stroke single cylinder, liquid cooled	110 EFI	110 EFI
	Fuel Delivery System	Carburetion	112 cc 4-stroke single cylinder, air cooled	112 cc 4-stroke single cylinder, air cooled
	Transmission	CVT F / N / R	Electronic Fuel Injection (EFI) with built-in throttle limiter	Electronic Fuel Injection (EFI) with built-in throttle limiter
	Drive Train	Chain driven / solid axle	CVT F / N / R	CVT F / N / R
	Driving assistance		Chain driven / 2WD Electric starting system	Chain driven / 2WD Electric starting system
	Power Steering			
<b>SUSPENSIONS</b>	Front Suspension	Double A-arm 5.5 in. (14 cm) travel	Single A-arm 5 in. (12.7 cm) travel	Double A-arm 5.5 in. (14 cm) travel
	Front Shocks	Twin tube	Twin tube	Gas with piggyback reservoirs
	Rear Suspension	Swingarm 6.7 in. (17 cm) travel	Swingarm 6 in. (15.2 cm) travel	Swingarm 6 in. (15.2 cm) travel
	Rear Shocks	Twin tube	Twin tube	Gas
<b>TIRES / WHEELS</b>	Front & Rear Tires	Front: Kenda 22 x 7 x 10 in. Rear: Kenda 20 x 11 x 9 in.	Front: 19 x 7 x 8 in. Rear: 18 x 9.5 x 8 in.	Front: 19 x 7 x 8 in. Rear: 18 x 9.5 x 8 in.
	Wheels	Front: 10 in. black steel / Rear: 9 in. black steel	8 in. steel	8 in. steel
<b>BRAKES</b>	Front	Dual hydraulic disc brakes	Dual drum brakes	Dual drum brakes
	Rear	Single hydraulic disc brake	Single drum brakes	Single drum brakes
<b>DIMENSIONS / CAPACITIES</b>	Estimated Dry Weight *	429 lb (195 kg)	295 lb (134 kg)	310 lb (140 kg)
	L x W x H (includes mirrors)	72 x 40.5 x 43.5 in. (183 x 103 x 110.5 cm)	60.6 x 40.4 x 38.6 in. (154 x 103 x 98 cm)	60.6 x 42 x 38.6 in. (154 x 108 x 98 cm)
	Wheelbase	47 in. (118.7 cm)	41 in. (105 cm)	41 in. (105 cm)
	Ground Clearance	10.2 in. (26 cm) center of ATV / 4.5 in. (11.4 cm) under rear axle	8.3 in. (21.1 cm) under frame / 4.5 in. (11.4 cm) under rear axle	8.3 in. (21.1 cm) under frame / 4.5 in. (11.4 cm) under rear axle
	Seat Height	31.5 in. (80 cm)	28 in. (71 cm)	28 in. (71 cm)
	Rack Capacity			
	Storage Capacity			
	Towing Capacity			
	Bed Capacity			
	Fuel Capacity	3.3 gal (12.5 L)	1.6 gal (6 L)	1.6 gal (6 L)
<b>FEATURES</b>	Gauge	Neutral light, reverse light and oil / temperature light	Neutral, reverse, fuel level & check engine lights	Neutral, reverse, fuel level & check engine lights
	Magneto			
	Instrumentation			
	Ignition	Mechanical key	Mechanical key	Mechanical key
	Lighting	2 headlamps (35 W) with tail lights and brake lights	Halogen running headlights	Halogen running headlights
	Winch			
	Seat	Standard	Standard	Standard
	Handlebar	Standard	Ergonomy & controls sized for 10 years old and up	Sport handguards Ergonomy & controls sized for 10 years old and up
	Protection		Front bumper	Front bumper
	Hitch Type			



		RENEGADE X XC 650 T ABS	RENEGADE X XC 1000 T ABS	RENEGADE X MR 1000R
COLOR OPTIONS		CATALYST GREY	CATALYST GREY	HYPER SILVER - LEGION RED
ENGINES	Type	59 hp, Rotax 650 cc V-twin, liquid cooled	80 hp, Rotax 976 cc V-twin, liquid cooled	Intelligent Throttle Control (iT <sup>™</sup> ) with Electronic Fuel Injection (EFI)
	Fuel Delivery System	Intelligent Throttle Control (iT <sup>™</sup> ) with Electronic Fuel Injection (EFI)	Intelligent Throttle Control (iT <sup>™</sup> ) with Electronic Fuel Injection (EFI)	CVT Extra low L / H / N / R / P
	Transmission	CVT L / H / N / R / P	CVT L / H / N / R / P	Selectable 2WD / 4WD / Lock 4WD with Visco-4Lok front differential
	Drive Train	Selectable 2WD / 4WD with Brake Traction Control (BTC)	Selectable 2WD / 4WD with Brake Traction Control (BTC)	Work / Standard / Sport modes Intelligent Engine Braking (iEB <sup>™</sup> )
	Driving assistance	Work / Standard / Sport modes Intelligent Engine Braking (iEB <sup>™</sup> )	Work / Standard / Sport modes Intelligent Engine Braking (iEB <sup>™</sup> )	Tri-Mode Dynamic Power Steering (DPS)
	Power Steering	Tri-Mode Dynamic Power Steering (DPS)	Tri-Mode Dynamic Power Steering (DPS)	
SUSPENSIONS	Front Suspension	Arched double A-arm with sway bar 9.2 in. (23.3 cm) travel	Arched double A-arm with sway bar 9.2 in. (23.3 cm) travel	Arched double A-arm with sway bar
	Front Shocks	FOX <sup>†</sup> 1.5 PODIUM <sup>†</sup> RC2	FOX <sup>†</sup> 1.5 PODIUM <sup>†</sup> RC2	FOX <sup>†</sup> 1.5 PODIUM <sup>†</sup> QS3
	Rear Suspension	Torsional Trailing arm Independent (TTI) 9.9 in. (25.1 cm) travel	Torsional Trailing arm Independent (TTI) 9.9 in. (25.1 cm) travel	Torsional Trailing arm Independent (TTI)
	Rear Shocks	FOX <sup>†</sup> 1.5 PODIUM <sup>†</sup> RC2	FOX <sup>†</sup> 1.5 PODIUM <sup>†</sup> RC2	FOX <sup>†</sup> 1.5 PODIUM <sup>†</sup> QS3
TIRES / WHEELS	Front & Rear Tires	ITP Holeshott <sup>†</sup> ATR 25 x 8/11 x 12 in.	ITP Holeshott <sup>†</sup> ATR 25 x 8/11 x 12 in.	ITP Cryptid 30 x 9/9 x 14 in.
	Wheels	12 in. cast-aluminum beadlock	12 in. cast-aluminum beadlock	14 in. cast-aluminum beadlock
BRAKES	Front	Dual 214 mm disc brakes with hydraulic twin-piston calipers	Dual 214 mm disc brakes with hydraulic twin-piston calipers	Dual 214 mm disc brakes with hydraulic twin-piston calipers
	Rear	Single 214 mm disc brake with hydraulic twin-piston caliper	Single 214 mm disc brake with hydraulic twin-piston caliper	Single 214 mm disc brake with hydraulic twin-piston caliper
DIMENSIONS / CAPACITIES	Estimated Dry Weight *	802.6 lb (364 kg)	88 x 48 x 58.2 in. (218.4 x 121.9 x 147.8 cm)	971 lb (440 kg)
	L x W x H (includes mirrors)	87 x 48 x 58.2 in. (218.4 x 121.9 x 147.8 cm)	51 in. (129.5 cm)	83 x 50 x 56 in. (224 x 127 x 131 cm)
	Wheelbase	51 in. (129.5 cm)	10.5 in. (26.7 cm)	51 in. (129.5 cm)
	Ground Clearance	10.5 in. (26.7 cm)	34.5 in. (87.7 cm)	12.5 in. (31.8 cm)
	Seat Height	34.5 in. (87.7 cm)	Rear: 35 lb (16 kg)	36.8 in. (93.3 cm)
	Rack Capacity	Rear: 35 lb (16 kg)		Rear: 35 lb (16 kg)
	Storage Capacity		1,300 lb (590 kg)	N/A
	Towing Capacity	1,300 lb (590 kg)	5.4 gal (20.5 L)	1,300 lb (590 kg)
	Bed Capacity			
FEATURES	Fuel Capacity	5.4 gal (20.5 L)		5.4 gal (20.5 L)
	Gauge	4.5 in. digital display	4.5 in. digital display	
	Magneto		DC outlet, 15-A connector	DC outlet, 15-A connector
	Instrumentation	DC outlet, 15-A connector	RF Digitally Encoded Security System (D.E.S.S. <sup>™</sup> )	RF Digitally Encoded Security System (D.E.S.S. <sup>™</sup> ) with cord
	Ignition	RF Digitally Encoded Security System (D.E.S.S. <sup>™</sup> )	LED headlights	LED headlights
	Lighting	LED headlights	N/A	Can-Am HD3500 (1,588 kg) winch with synthetic cable
	Winch	N/A	Standard	Standard
	Seat	Standard	Aluminum taper-profile handlebar with full wrap handguards	Aluminum taper-profile handlebar with grab handle and full wrap handguards
	Handlebar	Aluminum taper-profile handlebar with full wrap handguards	Mudguards Front (plastic) & central (aluminum) skid plate	Front bumper, rear bumper Mudguards Front & central aluminum skid plate
	Protection	Mudguards Front (plastic) & central (aluminum) skid plate		
	Hitch Type	2 in. hitch with tow ball		



# G2, G2L, G2S ACCESSORIES

LinQ: Easy On, Easy Off Cargo	17
Racks & Holders	22
Cargo & Storage	23
Windshields	24
Handlebars & Mirrors	25
Seats	25
HMWPE Skid Plates	26
Aluminum Skid Plates	27
HMWPE & Aluminum Skid Plates	29
Plastic Skid Plates	30
Bumpers & Guards	31
Lights & Electrical	33
Winches	35
Hitches	37
Performance	38
Covers, Decals & Add-Ons	40
Apache Track Systems	41
ProMount Plows	45



# LINQ: EASY ON, EASY OFF CARGO

## LINQ ACCESSORIES

### COMPATIBILITY/REQUIREMENTS

<ul style="list-style-type: none"><li>• No tools needed: Quickly install and remove accessories by hand.</li><li>• Equip your Can-Am for specialized tasks in no time.</li><li>• Sturdy mounting system that holds up to the roughest terrain.</li></ul>				OUTLANDER 450/570	OUTLANDER	RENEGADE
LinQ ACCESSORIES WITH 16" BASE				<ul style="list-style-type: none"><li>• LinQ® anchors mounted 16 inches apart, center-to-center.</li><li>• Lower loading capacity than the LinQ with 36" base accessories.</li><li>• Can be used on Can-Am ATV and SxS vehicles, Can-Am Spyder and Ryker vehicles, Sea-Doo watercraft and Ski-Doo snowmobiles.</li></ul>		
LinQ Rigid Cooler (18 L) 715010491				LinQ Adapter Plate 715007273 & LinQ Base Installation Kit 715008125	LinQ Anchor Adapter Kit 715004960 & LinQ Base Installation Kit 715008125	LinQ Luggage Rack 715001734 & LinQ Anchor Adapter Kit 715004960  OR  LinQ Adapter Plate 715007274 & LinQ Base Installation Kit 715008125
LinQ Tool Box 715008111						
LinQ SR 5.5 Gal (21 L) Bag 860202449						
LinQ 4.5 Gal (17 L) Sport Bag 860202447						
LinQ Modular Box 715005494 • (10 L) 715007112 • (20 L) 715006830 • (30 L)						
LinQ Tool Kit 715006829						
LinQ 10.6 Gal (40 L) Roll-Top Bag 715008110						
LinQ ACCESSORIES WITH 36" BASE				<ul style="list-style-type: none"><li>• Mount on LinQ racks often used by Can-Am ORV vehicles.</li><li>• Higher loading capacity than the LinQ with 16" base accessories.</li><li>• Usage is limited to Can-Am ORV vehicles.</li></ul>		
LinQ 12 Gal (45 L) Cargo Box 715003879				LinQ Base 715002350	No further requirements	LinQ Luggage Rack 715001734
LinQ 23 Gal (86 L) Trunk Box 715004923						
LinQ 32 Gal (121 L) Trunk Box 715001747 (1-up) / 715001748 (1-up EU) 715001749 (MAX) / 715001750 (MAX EU)				No compatibility		
LinQ 11.5 Gal (43 L) Audio Cargo Box 715003018				LinQ Base 715002350		
LinQ 8 Gal (30 L) Cooler Box 715004778 • Black				No compatibility		
LinQ Premium Storage Bag by OGIO 715002923 • Black				LinQ Base 715002350		
LinQ Heavy Duty Basket 715001215						
LinQ Low Profile Basket 715004282						
LinQ HOLDERS						
LinQ 4" (10 cm) Rack Extension 715001711 • Silver / 715001665 • Black				Not compatible <i>*Alternative 5" Rack Extensions (715001913) are available for G2L</i>	No further requirements	LinQ Luggage Rack 715001734
LinQ 6" (15 cm) Rack Extension 715001712 • Silver / 715001671 • Black						
LinQ Mounted Gear Grips 715005340				LinQ Base 715002350		
LinQ Tool Holder 715007358						
LinQ Gun Boot Rack 715002112 715002113				Not compatible <i>*Alternative Gun Boot Rack (715001919) is available for G2L</i>		No compatibility

The LinQ system is BRP's game-changing, tool-free cargo solution. Snap gear on or off in seconds. No fuss, no rattle, just rock-solid mounting on any terrain.

# LINQ SYSTEM ADVANTAGE




## ORIGINAL LinQ SYSTEM

Handles medium- to large-sized gear with two anchor setups: the 16" base for standard accessories and the 36" base for racks and serious payloads.

## LinQ LITE

Made for smaller items and lightweight gear you can hang from rails or vertical mounts.




LinQ ACCESSORIES WITH 16" BASE		
<b>NEW LinQ Rigid Cooler (18 L)</b>	G2, G2L, G2S	<b>715010491</b>
	<ul style="list-style-type: none"><li>• Versatile LinQ 16" configuration fits many vehicles.</li><li>• Durable rotomolded rigid construction.</li><li>• Molded-in handles for quick installation and removal.</li><li>• High quality insulation for optimal ice retention.</li><li>• Sealed lid for airtight, weather-tight closure.</li><li>• Ergonomic and secure latch system offers excellent sealing.</li><li>• 4.7 US gal (18 L) capacity.</li></ul>	
<b>LinQ Modular Box</b>	G2, G2L, G2S	<b>715005494</b> • (10 L) <b>715007112</b> • (20 L) <b>715006830</b> • (30 L)
	<ul style="list-style-type: none"><li>• Allows stacking of other modular boxes to always have the right gear accessible.</li><li>• Always have the right box size to fit everything.</li><li>• Can be installed on any LinQ Base with a 16" width.</li><li>• See table for installation location and requirements.</li></ul>	
<b>Thermal Insert for LinQ Modular Box (10 L)</b>	G2, G2L, G2S	<b>219401110</b>
	<ul style="list-style-type: none"><li>• Insulated liner.</li><li>• Fits very well in the LinQ Modular Box (10 L).</li><li>• Can contain seven 355 ml cans.</li><li>• Keeps ice cold for one day.</li><li>• Interior dimensions : 9" L x 17" W x 2½" H.</li></ul>	





<b>LinQ Tool Kit</b>	G2, G2L, G2S	<b>715006829</b>
	<ul style="list-style-type: none"><li>Includes:<ul style="list-style-type: none"><li>- Cutter pliers</li><li>- Long-nose pliers</li><li>- Locking pliers</li><li>- Ratchet wrench 3/8" drive</li><li>- 6" ratchet extension</li><li>- Integrated CVT belt storage location (belt not included)</li><li>- Long-socket 19 mm 3/8" drive - 6 pts</li><li>- Socket 18 mm 3/8" drive</li><li>- Long-socket 17 mm 3/8" drive - 6 pts</li><li>- Socket 15 mm 3/8" drive</li><li>- Socket 13 mm 3/8" drive</li><li>- Socket 10 mm 3/8" drive</li><li>- Socket 8 mm 3/8" drive</li><li>- Socket Torx T40 3/8" drive</li><li>- Socket Torx T30 3/8" drive</li><li>- Socket Torx T20 3/8" drive</li><li>- Breaker bar 3/8" drive</li><li>- Combination wrench set:<ul style="list-style-type: none"><li>- Wrench 19 mm</li><li>- Wrench 18 mm</li><li>- Wrench 15 mm</li></ul></li><li>- Wrench 13 mm</li><li>- Wrench 10 mm</li><li>- Wrench 8 mm</li></ul></li><li>- See table for installation location and requirements.</li></ul>	
<b>LinQ Tool Box</b>	G2, G2L, G2S	<b>715008111</b>
	<ul style="list-style-type: none"><li>- High precision injected HDPE construction provides rigidity and durability.</li><li>- 5 gal (19 L) maximum capacity.</li><li>- Weather-resistant, sealed and lockable cover.</li><li>- Easy one-second on/off tool-less system.</li><li>- All the benefits of LinQ – simple, fast and secure.</li><li>- See table for installation location and requirements.</li></ul>	
<b>LinQ 10.6 Gal (40 L) Roll-Top Bag</b>	G2, G2L, G2S	<b>715008110</b>
	<ul style="list-style-type: none"><li>- Fully waterproof roll-top dry bag will securely store and confine your equipment.</li><li>- LinQ mounted using heavy-duty rigid plastic base.</li><li>- High capacity storage solution 10.6 gal (40 L).</li><li>- Bottom foam liner for additional equipment protection.</li><li>- Integrated handle for easy transportation on/off the vehicle.</li><li>- Marineized for salt water purposes.</li><li>- Dimensions: 14" L x 19" W x adjustable H.</li><li>- See table for installation location and requirements.</li></ul>	
<b>SR 5.5 Gal (21 L) LinQ Bag</b>	G2, G2L, G2S	<b>860202449</b>
	<ul style="list-style-type: none"><li>- Semi-rigid expandable bag.</li><li>- 5.5 gal (21 L) capacity.</li><li>- See table for installation location and requirements.</li></ul>	
<b>LinQ 4.5 Gal (17 L) Sport Bag</b>	G2, G2L, G2S	<b>860202447</b>
	<ul style="list-style-type: none"><li>- All the benefits of LinQ – simple, fast and secure.</li><li>- 17 liter (4.5 US gallon) capacity.</li><li>- Thermoformed bag base in HDPE (high-density polyethylene) providing rigidity and durability.</li><li>- Premium insulating foam for optimal ice retention.</li><li>- Rigid bottom, semi-rigid top.</li><li>- Easy one-second on/off tool-less system.</li><li>- See table for installation location and requirements.</li></ul>	
<b>LinQ ACCESSORIES WITH 36" BASE</b>		
<b>LinQ 12 Gal (45 L) Cargo Box</b>	G2 (front only for 6x6 & MAX models 2013-2014), G2L, G2S	<b>715003879</b>
	<ul style="list-style-type: none"><li>- LinQ mounted for easy on, easy off installation.</li><li>- Holds cargo safely and securely while riding.</li><li>- See table for installation location and requirements.</li></ul>	
<b>LinQ 23 Gal (86 L) Trunk Box</b>	G2 (except 6x6 models), G2L, G2S	<b>715004923</b>
	<ul style="list-style-type: none"><li>- LinQ mounted for easy on, easy off installation.</li><li>- Lockable and weather-resistant.</li><li>- Holds cargo safely and securely while riding.</li><li>- Comfort pads for passenger.</li><li>- See table for installation location and requirements.</li></ul>	

<b>LinQ 32 Gal (121 L) Trunk Box</b>	G2 (except MAX models & 6x6), G2S	<b>715001747</b>
	European Version	<b>715001748</b> • No rear taillight.
 <ul style="list-style-type: none"> <li>• LinQ Retrofit Adapter Plate (715001334) is required for G1 models.</li> <li>• Trunk Box Panels available in many colors to match your vehicle (sold separately).</li> <li>• See table for installation location and requirements.</li> </ul>		
<b>LinQ 32 Gal (121 L) Trunk Box for Outlander MAX</b>	G2 (MAX models only except 6x6 models)	<b>715001749</b>
	European Version	<b>715001750</b> • No rear taillight.
 <ul style="list-style-type: none"> <li>• Passenger comfort is ensured on active rides as well as longer recreational rides thanks to the ergonomically designed passenger padding, which is comfort-fitted with a portion made of closed cell foam that won't absorb water.</li> <li>• Very easy to embark even when driver is seated.</li> <li>• Trunk Box Panels available in many colors to match your vehicle (sold separately).</li> </ul>		
<b>LinQ 32 Gal (121 L) Trunk Box Panels</b>	G2 (except 6x6 models), G2S	■ <b>715001391</b> • Black
	EUROPEAN VERSION (EC compliant)	■ <b>715001397</b> • Black
 <ul style="list-style-type: none"> <li>• Color panels to match the LinQ 32 Gal (121 L) Trunk Box to your vehicle.</li> </ul>		
<b>LinQ 11.5 Gal (43 L) Audio Cargo Box</b>	G2 (front only for 6x6 & MAX models 2013-2014), G2L, G2S	<b>715003018</b>
	 <ul style="list-style-type: none"> <li>• Mounts on/off easily to hold/carry cargo safely and securely.</li> <li>• The Bluetooth enabled receiver and 6.5" (16.5 cm) speakers are smartly concealed and integrated in the cover.</li> <li>• Automatic shut-off function protects your battery by turning the system off after 10 minutes of inactivity.</li> <li>• Backlit control panel perfect for night riding.</li> <li>• Water-resistant speakers.</li> <li>• Delivers the best sound quality on the market to sweeten your ride courtesy of a built-in full range high-efficiency amplifier.</li> <li>• See table for installation location and requirements.</li> </ul>	
<b>LinQ 8 Gal (30 L) Cooler Box</b>	G2 (except 6x6 models), G2S	■ <b>715004778</b> • Black ■ <b>715004698</b> • Gray
	 <ul style="list-style-type: none"> <li>• LinQ mounted for easy on, easy off installation.</li> <li>• Rotomolded construction provides exceptional rigidity and durability.</li> <li>• Premium-quality foam insulation for optimal ice retention.</li> <li>• Integrated, fully-removable compartment protects food.</li> <li>• Robust rubber latches keep the cover tightly closed.</li> <li>• Weather-resistant.</li> <li>• Convenient drain plug.</li> <li>• See table for installation location and requirements.</li> </ul>	
<b>LinQ Premium Storage Bag by OGIO</b>	G2 (except 6x6 models), G2L, G2S	■ <b>715002923</b> • Black
	 <ul style="list-style-type: none"> <li>• LinQ mounted for easy on, easy off installation.</li> <li>• Holds cargo safely and securely while riding.</li> <li>• See table for installation location and requirements.</li> </ul>	
<b>LinQ Low Profile Basket</b>	G2, G2L (front only for MAX & 6x6 models), G2S	<b>715004282</b>
	 <ul style="list-style-type: none"> <li>• Low profile, open basket increases cargo space.</li> <li>• Perfect for easy access to tools, rope, winch and plow accessories.</li> <li>• Multiple bungee cord and tie-down anchor points.</li> <li>• Made of impact-resistant injected polypropylene.</li> <li>• See table for installation location and requirements.</li> </ul>	
<b>LinQ Heavy-Duty Basket</b>	G2, G2L (front only for MAX & 6x6 models), G2S	<b>715001215</b>
	 <ul style="list-style-type: none"> <li>• Made of high-strength, low-alloy steel.</li> <li>• LinQ mount for easy on, easy off installation.</li> <li>• Can be placed on both front and back racks of vehicle.</li> <li>• See table for installation location and requirements.</li> </ul>	


<b>Large Cargo Box</b>	G2, G2L (except 6x6)	<b>715007001</b>
 <ul style="list-style-type: none"> <li>• Rear bed to carry large items.</li> <li>• Anchor points (D-ring), LinQ fixtures for tool holder, and marks to allow the installation of a 16" accessory.</li> <li>• Also has a mat for the floor and slot to enable the installation of a divider and a slot for a divider to close the recess on the rear vertical lip.</li> <li>• It is installed on ATV platforms through the LinQ system and hooks to make it easy to install and remove.</li> </ul> <p><i>Installation of some accessories shown may impact vehicle compliance with some regulations. Consult your local dealer for information.</i></p>		


## LinQ HOLDERS


<b>LinQ Tool Holder</b>	G2, G2L, G2S	<b>715007358</b>
 <ul style="list-style-type: none"> <li>• Ultra-versatile tool holder.</li> <li>• Convenient swivel-latch allows tools to be stored in any orientation.</li> <li>• Sold in pairs.</li> <li>• G2S: LinQ Luggage Rack (715001734) is required for installation.</li> </ul>		


<b>LinQ Gear Grips</b>	G2, G2L, G2S	<b>715005340</b>
 <ul style="list-style-type: none"> <li>• Durable and flexible grips provide a custom fit for a variety of items from 1" to 4" (2.5 cm to 10 cm) in diameter.</li> <li>• Heavy-duty design for carrying bows, fishing poles, rakes, farm tools and more.</li> <li>• Quick-release button opens grip quickly for easy access to gear.</li> <li>• Heavy-duty base system built for the toughest adventures.</li> <li>• Make transporting your tools a snap by combining the Gear Grips with the LinQ system.</li> <li>• 360° orientation.</li> <li>• Sold in pairs.</li> </ul>		

## LinQ MOUNTING

<b>LinQ Anchor Adapter Kit</b>	G2, G2S	<b>715004960</b>
 <ul style="list-style-type: none"> <li>• Allows the installation of accessories with 16" LinQ Base on LinQ racks.</li> <li>• Tool-less installation and removal.</li> <li>• For G2S, the LinQ Luggage Rack (715001734) is required for installation.</li> </ul>		

<b>LinQ Base</b>	G2L	<b>715002350</b>
 <ul style="list-style-type: none"> <li>• Made of glass fiber reinforced polypropylene.</li> <li>• Allows you to install LinQ accessories.</li> <li>• Sold in pack of 4.</li> </ul>		


<b>LinQ Lock</b>	G2, G2L, G2S	<b>860201968</b>
 <ul style="list-style-type: none"> <li>• Simple way to securely lock most LinQ accessories.</li> <li>• Lock cover protects lock from the elements.</li> <li>• Corrosion resistant.</li> <li>• Pack of 1, includes 2 keys.</li> <li>• Not compatible with LinQ 4.2 US Gal (16 L) Cooler, LinQ Tool Box, LinQ Tool Holder and LinQ Gear Grips.</li> </ul>		

<b>LinQ Replacement Parts</b>		<b>715010798</b>
 <ul style="list-style-type: none"> <li>• Unique mounting fastener usable on any LinQ system accessory.</li> <li>• Tool-less installation and removal.</li> <li>• Sold in pairs.</li> </ul>		




# RACKS & HOLDERS


LinQ Rack Extension – 4" (10 cm)	G2, G2S	<div> <div>715001711 • Silver</div> <div>715001665 • Black</div> </div>
	<ul style="list-style-type: none"> <li>• Fits front or rear.</li> <li>• Strong and durable.</li> <li>• Helps keep cargo securely in place.</li> <li>• Easy and tool-less installation thanks to the LinQ system.</li> <li>• Anti-corrosion coating with durable powder coat finish.</li> <li>• LinQ Luggage Rack (715001734) is required for G2S.</li> </ul>	
LinQ Rack Extension – 6" (15 cm)	G2, G2S	<div> <div>715001712 • Silver</div> <div>715001671 • Black</div> </div>
	<ul style="list-style-type: none"> <li>• Fits front or rear.</li> <li>• Strong and durable.</li> <li>• Helps keep cargo securely in place.</li> <li>• Easy and tool-less installation thanks to the LinQ system.</li> <li>• Anti-corrosion coating with durable powder coat finish.</li> <li>• LinQ Luggage Rack (715001734) is required for G2S.</li> </ul>	
Rack Extension – 5" (13 cm)	G2L	715001913
	<ul style="list-style-type: none"> <li>• Fits front or rear.</li> <li>• Made of carbon steel.</li> <li>• Provides tie-down points to secure cargo on racks.</li> <li>• Easy installation on tubular rack.</li> <li>• Anti-corrosion coating with durable powder coat finish.</li> </ul>	
LinQ Luggage Rack	G2S (except X mr models)	715001734
	<ul style="list-style-type: none"> <li>• Bolt-on rack.</li> <li>• Enables use of LinQ mounted accessories on the G2S.</li> </ul>	
LinQ Base Plate	G2L	715007273
	<ul style="list-style-type: none"> <li>• Enables use of 16" wide LinQ Base accessories on G2L to extend cargo options and journey opportunities.</li> <li>• Requires LinQ Base Kit (715008125).</li> </ul>	
LinQ Base Plate	G2S	715007274
	<ul style="list-style-type: none"> <li>• Enables use of 16" wide LinQ Base accessories on G2S to extend cargo options and journey opportunities.</li> <li>• Requires LinQ Base Kit (715008125).</li> </ul>	
Gun Boot Rack	G2L (MAX models only)	715001919
	<ul style="list-style-type: none"> <li>• Made of steel.</li> <li>• Designed for the tubular rack.</li> <li>• For use with Gun Boot 6.0 Impact by Kolpin.</li> <li>• Can be mounted to either side of the vehicle.</li> </ul>	
Gun Boot 6.0 Impact <sup>†</sup> by Kolpin <sup>†</sup>	G2, G2L	715001419
	<ul style="list-style-type: none"> <li>• Extra room for pistol-grip-type weapons and small bipods.</li> <li>• Easily fits firearms up to 51" (130 cm) in total length.</li> <li>• Provides ample room for 2<math>\frac{3}{8}</math>" (60 mm) scopes.</li> <li>• Hatchback design allows easy access.</li> <li>• Ergonomically designed handle and molded attachment points for sling.</li> </ul>	<ul style="list-style-type: none"> <li>• Snap-close cover with locking capability.</li> <li>• Designed to accommodate left and right hand bolt-action rifles and shotguns.</li> <li>• Includes removable, shock absorbing foam and nylon impact liner for superior interior protection.</li> <li>• Requires appropriate mounting kit for installation.</li> </ul>
<b>LinQ Gun Boot Rack</b> <i>(Not illustrated)</i>	<div> <div>G2 (except MAX, 6x6 &amp; X mr 1000)</div> <div>G2 (MAX &amp; X mr 1000 models only)</div> </div>	<div> <div>715002112</div> <div>715002113</div> </div>
<ul style="list-style-type: none"> <li>• This lightweight Gun Boot Rack can be mounted on either side of your Outlander using the tool-less LinQ system.</li> </ul>		<ul style="list-style-type: none"> <li>• For use with Gun Boot 6.0 Impact by Kolpin.</li> </ul>
Multi-Fit Holder	G2, G2L	<div> <div>715002354 • Single</div> <div>715001945 • Double</div> </div>
	<ul style="list-style-type: none"> <li>• Open U-shaped bracket for carrying tools (shovel, axe) and hunting weapons (rifle, bow) that are safely secured, but easily accessible.</li> <li>• Easy installation on tubular rack, extension racks, basket or bumpers.</li> </ul>	<ul style="list-style-type: none"> <li>• For G2, the LinQ Rack Extension (715001711) is required.</li> <li>• Sold in pairs.</li> </ul>


<b>Gear Grips</b>	G2L	<b>715001421</b>
	<ul style="list-style-type: none"> <li>• Durable, flexible grips cushion and protect while providing a custom fit for a variety of items from 1" to 4" (2.5 cm to 10 cm) in diameter.</li> <li>• Heavy-duty design for carrying bows, fishing poles, rakes, farm tools and more.</li> <li>• Quick-release button opens grip quickly for easy access to gear.</li> <li>• Heavy-duty base system built for the toughest adventures.</li> <li>• Easy installation on tubular racks, extension racks, brackets or bumpers.</li> <li>• Sold in pairs.</li> </ul>	


# CARGO & STORAGE


<b>Side Walls &amp; Tailgate</b>	G2 (6x6 models only)	<b>715005153</b>
	<ul style="list-style-type: none"> <li>• Allows for a quick and easy conversion of the cargo bed into a trunk with plenty of room.</li> <li>• Rotationally molded walls provide extreme durability for hard work - in all conditions.</li> </ul>	


<b>Cargo Protection Wall</b> (Not illustrated)	G2 (6x6 models only)	<b>708301522</b>
• Fits with or without side walls		


<b>Hard Top</b>	G2 (6x6 models only)	<b>715002394</b>
	<ul style="list-style-type: none"> <li>• The hard top provides a 116 gal (440 L) cargo box.</li> <li>• Locking secures your belongings.</li> <li>• The cover raises assisted by gas cylinders.</li> </ul>	


<b>Cargo Box Pool</b>	G2L (6x6 models only)	<b>715005256</b>
	<ul style="list-style-type: none"> <li>• Transforms the flatbed into a large capacity cargo box for increased loading possibilities.</li> <li>• Made of durable formed HDPE and shaped to maximize cargo space.</li> <li>• Allows access to vehicle's water-resistant rear compartment.</li> <li>• Designed for perfect fit and easy installation.</li> </ul>	

<b>Tarpaulin</b>	G2 (6x6 models only)	<b>715002416</b>
	<ul style="list-style-type: none"> <li>• Fitted to cover all of the items in your cargo box completely.</li> <li>• Prevents splash from entering cargo box.</li> <li>• Easily removable for quick access.</li> </ul>	

<b>18 Gal (70 L) Utility Box</b>	G2 (6x6 models only)	<b>715001999</b>
	<ul style="list-style-type: none"> <li>• Wherever you go and whatever you do, this handy 18 gal (70 L) utility box is your mobile storage.</li> <li>• The lid keeps your equipment safe from the elements in all conditions.</li> <li>• Slides under the flatbed with handles for easy access.</li> </ul>	

<b>Cargo Box Net</b>	G2 (6x6 models only)	<b>715001371</b>
	<ul style="list-style-type: none"> <li>• Solid net designed to hook to the bottom of the cargo box for secure and compact confinement of your cargo.</li> </ul>	

<b>Soft Storage Bag</b>	G2, G2L, G2S	<b>715003759</b>
	<ul style="list-style-type: none"> <li>• 3 -section bag.</li> <li>• Transport gear in a weatherproof bag.</li> <li>• 11.8 gal (45 L) capacity soft cargo bag designed with vehicle's rack in mind to maximize potential storage.</li> <li>• LinQ Luggage Rack (715001734) is required for G2S.</li> </ul>	

<b>Storage 2.6 Gal (10 L) Bag</b>	<b>269502121</b>	
	<ul style="list-style-type: none"> <li>• Roll-top dry bag for fully protecting your cargo from the elements.</li> <li>• Fits in rear compartment of your vehicle.</li> </ul>	

# WINDSHIELDS

## Deluxe Fairing

G2 (except X mr & 6x6), G2L

■ **715001232** • Black  
■ **715007073** • Tundra Green



- Innovative, richly featured wind protection.
- Quick tool-less removal once base brackets are mounted on handlebar.
- Two cup holders.
- Ready for GPS mounting kit.
- Optional mirrors and auxiliary lighting.
- Requires low, high or extra high windshield.
- Tapered Handlebar Adapter Kit is required for vehicles with 1 1/8" (28 mm) tapered aluminum handlebars.
- Does not fit T3 models.

## Tapered Handlebar Adapter Kit

(Not illustrated)

Deluxe Fairing

**715002470**

- Required to install Deluxe Fairing on an Outlander X-TP and on any vehicle equipped with 1 1/8" (28 mm) tapered aluminum handlebars.

## Extra High Windshield

Deluxe Fairing

**715000936**



- 16" (41 cm) windshield provides the ultimate protection against the elements while touring.
  - For wind protection and winter applications.
  - Tool-less installation and replacement.
- Installation of some accessories shown may impact vehicle compliance with some regulations. Consult your local dealer for information.*

## High Windshield

Deluxe Fairing

**715001211**



- 11" (28 cm) high, for wind protection and winter applications.
  - Tool-less installation and replacement.
- Installation of some accessories shown may impact vehicle compliance with some regulations. Consult your local dealer for information.*

## Low Windshield

Deluxe Fairing

**715001227**



- 6" (15 cm) windshield allows you to keep your vehicle looking sporty while giving you some protection from the elements and the possibility of enjoying directional lighting.
  - Tool-less installation and replacement.
- Installation of some accessories shown may impact vehicle compliance with some regulations. Consult your local dealer for information.*

## ACCESSORIES

### Auxiliary Windshield Lighting

Deluxe Fairing

**715003115**



- 2 premium LED spots for Deluxe Fairing for both increased output and directional lighting.
- 1,800 lumens.
- 2 x 10 W LED Cree light kit.
- Long-range illumination up to 350' (107 m), drawing less than 1 amp per light.

### Deluxe Mirror Kit

Deluxe Fairing

**715002353**



- Improved mounting system.
- Wide rear view.
- Perfect fit with your Deluxe Fairing.

## WINDSHIELD KITS

### Extra High Windshield Kit

G2, G2L, G2S (except X mr models)

**715003023**



- Made of polycarbonate with integrated vent to reduce air turbulence and rumble noise at high speeds for a quieter and smoother ride.
- Quick tool-less removal once base brackets are mounted on handlebar.
- Fits straight and tapered handlebars.
- Improved design for enhanced rigidity.
- Steering Cover (709400939) is required for XT and Mossy Oak models.
- 16" (41 cm) windshield.
- For ultimate wind protection and winter applications.

*Installation of some accessories shown may impact vehicle compliance with some regulations. Consult your local dealer for information.*

### High Windshield Kit

G2, G2L, G2S (except X mr models)


**715006382**




- Made of polycarbonate with integrated vent to reduce air turbulence and rumble noise at high speeds for a quieter and smoother ride.
- Quick tool-less removal once base brackets are mounted on handlebar.
- Fits straight and tapered handlebars.
- Improved design for enhanced rigidity.
- Steering Cover (709400939) is required for XT and Mossy Oak models.
- 11" (28 cm) windshield.
- For wind protection and winter applications.


*Installation of some accessories shown may impact vehicle compliance with some regulations. Consult your local dealer for information.*





<b>Low Windshield Kit</b>	G2, G2L, G2S (except X mr models)	<b>715003021</b>
	<ul style="list-style-type: none"> <li>Made of polycarbonate with integrated vent to reduce air turbulence and rumble noise at high speeds for a quieter and smoother ride.</li> <li>Quick tool-less removal once base brackets are mounted on handlebar.</li> <li>Fits straight and tapered handlebars.</li> <li>Improved design for enhanced rigidity.</li> <li>Steering Cover (709400939) is required for XT and Mossy Oak models.</li> <li>6" (15 cm) windshield.</li> <li>Allows you to keep your vehicle looking sporty while giving you some protection from the elements.</li> </ul> <p><i>Installation of some accessories shown may impact vehicle compliance with some regulations. Consult your local dealer for information.</i></p>	


# HANDLEBARS & MIRRORS

<b>Handlebar Wind Deflectors</b>	G2, G2L, G2S	
	<ul style="list-style-type: none"> <li>Rugged injected plastic construction with Can-Am logo.</li> <li>Include removable cap for air flow adjustment.</li> <li>Mounting kit sold separately.</li> </ul>	
	<ul style="list-style-type: none"> <li><b>715000525</b> • Black / Yellow</li> <li><b>715001706</b> • Black / Black</li> <li><b>715003811</b> • Can-Am Red / Black</li> </ul>	<ul style="list-style-type: none"> <li><b>715003812</b> • Manta Green / Black</li> <li><b>715003814</b> • Octane Blue / Black</li> <li><b>715006118</b> • Viper Red / Black</li> </ul>


<b>Passenger Wind Deflectors</b>	G2 and G2L (MAX models only)	<b>715001669</b>
	<ul style="list-style-type: none"> <li>These wind deflectors fit on the passenger handles and provide greater comfort while riding.</li> <li>Easy to install and remove.</li> </ul>	

<b>Full Wrap Aluminum Mounting Kit</b>	G2, G2L, G2S	<b>715001378</b>
	<ul style="list-style-type: none"> <li>Lightweight black die cast aluminum construction.</li> <li>Includes complete hardware.</li> <li>Handlebar wind deflectors sold separately.</li> </ul>	


<b>Aluminum Tapered Handlebar</b>	G2, G2L, G2S	<b>715000550</b>
	<ul style="list-style-type: none"> <li><math>\frac{7}{8}</math>" – <math>1\frac{1}{8}</math>" (22 mm – 28 mm) tapered handlebar made of 6061-T6 aluminum.</li> <li>Includes all hardware, center steering foam and cover.</li> </ul>	


<b>Mirrors Left – <math>\frac{3}{8}</math>" (10 mm)</b>	G2, G2L, G2S	<b>708200963</b>
	<ul style="list-style-type: none"> <li>Adjustable handlebar mounted convex mirrors.</li> <li>The convex surface allows improved visibility with a wider field of view.</li> <li>Matte finish.</li> <li>Stem includes <math>\frac{3}{8}</math>" (10 mm) thread.</li> <li>Bracket (715000190) is required for installation on DS 450.</li> <li>Bracket not required for installation on Outlander and Renegade.</li> </ul>	

<b>Mirrors Right – <math>\frac{3}{8}</math>" (10 mm)</b> (Not illustrated)	G2, G2L, G2S	<b>709400523</b>
	<ul style="list-style-type: none"> <li>True vision surface 5" x 3" (13 cm x 8 cm).</li> <li>Matte finish.</li> <li>Stem includes <math>\frac{3}{8}</math>" (10 mm) thread.</li> <li>Bracket (715000190) required except for vehicles with right hand brake.</li> </ul>	

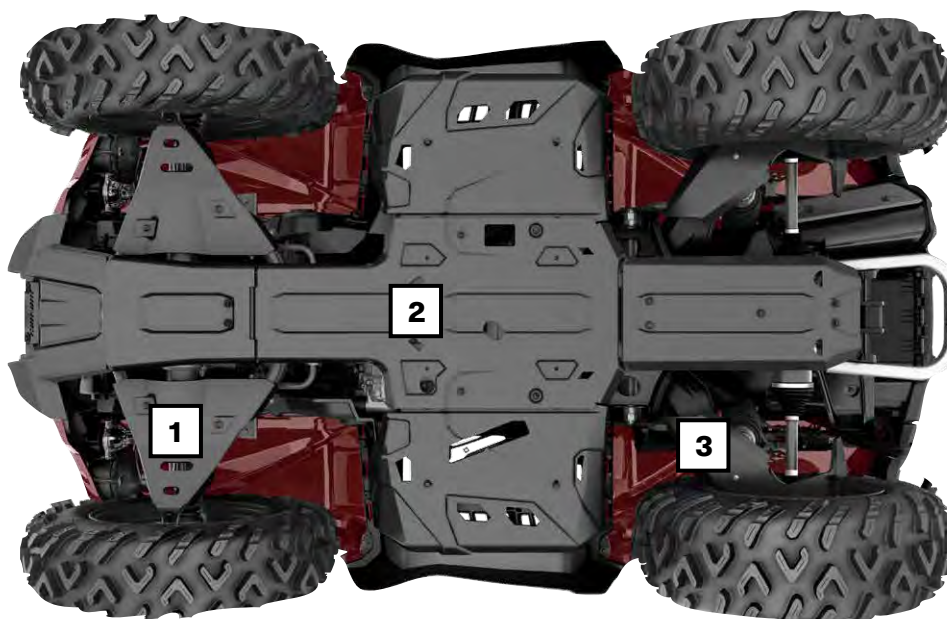
<b>Handlebar Mirrors</b>	G2, G2L, G2S	<b>715005366</b>
	<ul style="list-style-type: none"> <li>Adjustable handlebar mounted convex mirrors.</li> <li>The convex surface allows improved visibility with a wider field of view.</li> <li>Doesn't require a windshield or fairing to be mounted.</li> <li>Works with all windshield options.</li> </ul>	

# SEATS

<b>Outlander MAX Passenger Seat Kit</b>	G2 2015 & up, G2L (MAX models only)	<b>715002373</b>
	<ul style="list-style-type: none"> <li>Perfect to replace used or damaged passenger's seat.</li> </ul>	

<b>Heavy-Duty Seat Cover</b>	G2, G2L	<b>715007212</b>
	<ul style="list-style-type: none"> <li>Heavy-duty materials to cover and protect the seat.</li> <li>Abrasion- and tear-resistant.</li> <li>Simply installs by stretching around the original seat; the elastic holds the cover securely in place.</li> </ul>	

# HMWPE SKID PLATES



Our plastic plates glide smoothly and silently over obstacles, offering great protection in rough terrain. Made of ¼" (6 mm) thick abrasion-resistant thermoformed high molecular weight polyethylene (HMWPE).

- Lighter than aluminum.
- Superior stress crack resistance.
- High impact strength.

## OUTLANDER, RENEGADE

G2						G2L		G2S	
2016 & Prior		2017-2018		2019 & Up				2017-2018	2019-2022
Except MAX & X mr 1000R models	MAX & X mr 1000R models only	Except MAX & X mr 1000R models	MAX & X mr 1000R models only	Except MAX & X mr 1000R models	MAX & X mr 1000R models only	Except MAX models	MAX models only		

### HMWPE SKID PLATE PROTECTION KIT

715004214	715004215	715004209	715004210	715004806	715004807	715004211	715004212	715004213	715004809
-----------	-----------	-----------	-----------	-----------	-----------	-----------	-----------	-----------	-----------

### INDIVIDUAL HMWPE SKID PLATES

<b>1</b>	<b>A-Arm Protectors</b>	715002924	715002924	715002924	715002924	715004822	715004822	715002924	715002924	715002924	715004822
<b>2</b>	<b>Underbelly Plates</b> <i>Footwell portion not compatible with Renegade X mr</i>	715002926	715002927	715002926	715002927	715002926	715002927	715002928	715002929	715002974	715002974
<b>3</b>	<b>Trailing Arm Protectors</b>	–	–	715003466	715003466	715004823	715004823	715003466 (2015 to 2020 models only)	715003466 (2015 to 2020 models only)	715003466	715004823

# ALUMINUM SKID PLATES



For ultimate durability and strength, all our Aluminum Skid Plates are made with  $\frac{3}{16}$ " (4.5 mm) thick high strength 5052 H32 aluminum.

- Ultimate durability.
- High strength.

## OUTLANDER

G2						G2L	
2016 & prior		2017-2018		2019 & Up		Any Year	
Except MAX & X mr 1000R models	MAX & X mr 1000R models only	Except MAX & X mr 1000R models	MAX & X mr 1000R models only	Except MAX & X mr 1000R models	MAX & X mr 1000R models only	Except MAX models	MAX models only


### ALUMINUM SKID PLATE PROTECTION KIT

715002137	715002138	715004197	715004198	715004804	715004805	715004199	715004200
-----------	-----------	-----------	-----------	-----------	-----------	-----------	-----------

### INDIVIDUAL ALUMINUM SKID PLATES

<b>1</b> A-Arm Protectors	715001667	715001667	715001667	715001667	715004820	715004820	715001667	715001667
<b>2</b> Front Skid Plate	715000926	715000926	715000926	715000926	715000926	715000926	715001906	715001906
<b>3</b> Central Skid Plate	715002078	715002078	715002078	715002078	715002078	715002078	715002078	715002078
<b>4</b> Footwell Protector Plates	715000922	715000922	715000922	715000922	715000922 (except X mr 850 models)	715000922	715000922	715000922
<b>5</b> Trailing Arm Protectors	—	—	715008595	715008595	715004821	715004821	715008595	715008595
<b>6</b> Rear Differential Protectors	715000920	715000920	715000920	715000920	715000920	715000920	715000920	715000920
<b>7</b> Rear Skid Plate	715002028	715002029	715002028	715002029	715002028	715002029	715002028	715002029

# ALUMINUM SKID PLATES



For ultimate durability and strength, all our Aluminum Skid Plates are made with 3/16" (4.5 mm) thick high strength 5052 H32 aluminum.

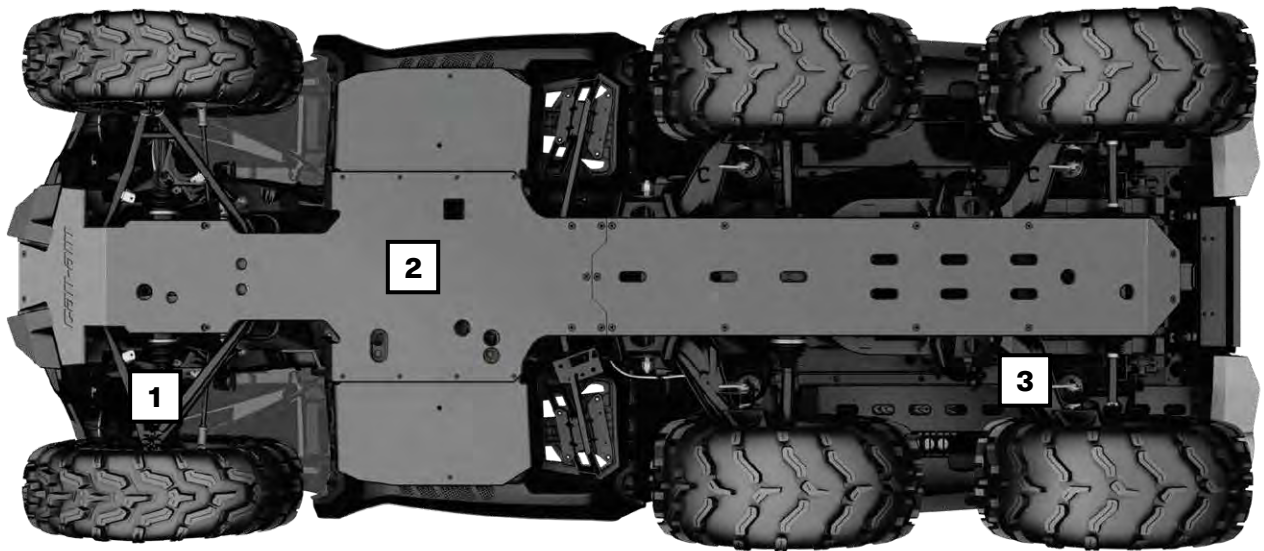
- Ultimate durability.
- High strength.

## RENEGADE

G2S				
	2016 & Prior	2017-2018	2019-2022	2023 & Up
INDIVIDUAL ALUMINUM SKID PLATES				
1 A-Arm Protectors	715001667	715001667	715004820	715004820
2 Front Skid Plate	715000925	715000925	715000925	715001906
3 Central Skid Plate	715002078	715002078	715002078	715002078
4 Trailing Arm Protectors		715008595	715004821	715004821
5 Rear Differential Protectors	715000920	715000920	715000920	715000920
6 Rear Skid Plate	715002028	715002028	715002028	715002028



# HMWPE & ALUMINUM SKID PLATES



Our Plastic and Aluminum Plates glide smoothly and silently over obstacles, offering great protection in rough terrain.

## HMWPE

Made of ¼" (6 mm) thick abrasion resistant thermoformed high molecular weight polyethylene (HMWPE).

- Lighter than aluminum.
- Superior stress crack resistance.
- High impact strength.

## ALUMINUM

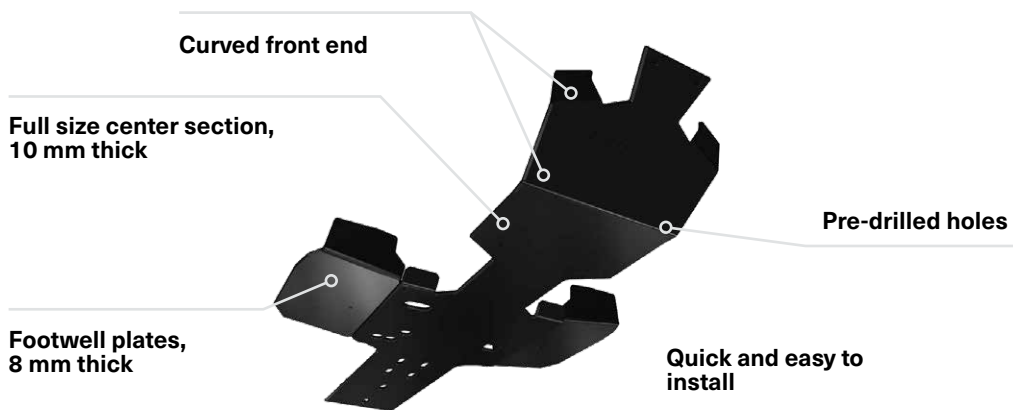

Made with high strength ⅜" (4.5 mm) thick 5052 H32 aluminum.

- Ultimate durability.
- High strength.

## OUTLANDER 6X6

	G2 6X6			G2L 6X6
	2016 & Prior	2017-2018	2019 & Up	Any Year
<b>INDIVIDUAL HMWPE SKID PLATES</b>				
<b>1</b> HMWPE A-Arm Protectors	715002924	715002924	715004822	715002924
<b>2</b> HDPE Full Underbelly Skid Plate	715005290 (except MAX)	715005290	715005290 (except MAX)	715005259 (MAX only)
	715005320 (MAX only)	715005320	715005320 (MAX only)	
<b>3</b> HMWPE Trailing Arm Protectors	–	715003466	715004823	715003466 (2020 models & prior only)
<b>INDIVIDUAL ALUMINUM SKID PLATES</b>				
<b>1</b> Aluminum A-Arm Protectors	715001667	715001667	715004820	715001667
<b>2</b> Aluminum Full Underbelly Skid Plate	–	–	–	–
<b>3</b> Aluminum Trailing Arm Protectors	–	715008595	715004821	715008595

# PLASTIC SKID PLATES



Our Plastic Plates glide smoothly and silently over obstacles, offering great protection in rough terrain. Made of abrasion-resistant thermoformed High Molecular Weight Polyethylene (HMWPE).  
 • Lighter than aluminum.

Offer your Outlander & Renegade the full protection kit or get them individually	Outlander	Outlander MAX	Outlander 6x6	G2, G2S	G2I	G2L MAX
INDIVIDUAL PLASTIC SKID PLATES						
1 A-Arm Protectors G2	715002924	715002924	715002924	715002924	—	—
2 Trailing Arm Protectors G2	715002925	—	715002925	715002925	—	—
3 PLASTIC SKID PLATE G2	715006019	715006020	715005290 715005320 (MAX)	—	715006115	715006116

# BUMPERS & GUARDS

## BUMPERS

### Expedition Front Bumper

G2, G2L (except X mr models & X xc models 2022 & up)

**715007233**



- Made of 1.5" profiled steel tubes for complete protection of the vehicle's front.
- Protects and doesn't obstruct the vehicle's headlights.
- Integrated mounting spots for lights.
- Inside and outside anticorrosion coating with a durable powder coat finish.

### Expedition Rear Bumper

G2, G2L

**715007234**



- Made of 1.5" profiled steel tubes for complete protection of the vehicle's rear.
- Protects and doesn't obstruct the vehicle's taillights.
- Inside and outside anticorrosion coating with a durable powder coat finish.
- G2 base and DPS rear bumper installation requires 705008164 and 705008165.

### X mr Front Bumper

G2S 2023 & up

**715008198**



- Enhanced vehicle front protection. Required as a mounting point for Radiator Relocator (715008898).

### XT Front Bumper

G2

**715004837**



- Provides additional protection against obstacles.
- Tough and durable, can be added on base Outlander model to convert vehicle into XT model.
- Standard on XT, XT-P, Mossy Oak and Limited models.
- Large tube construction with textured black finish and metal corners.

### XT Rear Bumper

G2

**715004920**



- Provides additional protection against obstacles.
- Tough and durable, can be added on base Outlander model to convert vehicle into XT model.
- Standard on XT, XT-P, Mossy Oak and Limited models.
- Large tube construction with textured black finish and metal corners.

### XT Front Bumper

G2L

**715001910**



- Winch compatible.
- Large tube construction.
- Protects vehicle against obstacles.
- Standard on XT models.

### XT Rear Bumper

G2L

**715001911**



- Large tube construction.
- Protects vehicle against obstacles.
- Standard on XT models.

### Extreme Front Bumper

G2  
G2L

**715001286\***  
**715004279**




- Ultra-sturdy build.
- Enhances front-vehicle protection.
- Compatible with XT Front Bumper.
- Fits the Apache™ 360 Track System (when side panels are removed).

*\*Not compatible with Front Hitch.*

*Installation of some accessories shown may impact vehicle compliance with some regulations. Consult your local dealer for information.*


<b>Rancher Rear Bumper</b>	G2, G2L (except 6x6 models)	<b>715003462</b>
----------------------------	-----------------------------	------------------



- Ideal for using your ATV within cattle herds and guarding the safety of both the vehicle and the animals.
- Coverage extends to provide an extra layer of defense to your taillights.
- Inside and outside anti-corrosion coating with durable powder coat finish.
- Not compatible with track systems.

*Installation of some accessories shown may impact vehicle compliance with some regulations. Consult your local dealer for information.*


<b>Renegade Extreme Front Bumper</b>	G2S 2022 and prior (except X mr models)	<b>715002469</b>
--------------------------------------	---	------------------



- Enhanced vehicle front protection.
- Required as a mounting point for Radiator Relocator (715008898).

## GUARDS

<b>Body Side Protector</b>	G2 2019 & up with XT Bumpers (except X mr, 6x6 and MAX models)	<b>715004940*</b>
----------------------------	--	-------------------



- The heavy-duty fender guard designed to pull double duty, protecting your ATV and also enhancing the look of your ATV.
- Made tough and designed to deliver a rugged appearance, this fender guard offers full side protection for farmer, rancher and forestry applications.
- Durable and bold 1.25" (3 cm) diameter steel-tube construction, with inside and outside anti-corrosion coating with durable powder coat finish.
- Not compatible with Self Clearing Footwell.
- XT Front and Rear Bumpers or Rancher Front and Rear Bumpers are required for installation."


*\*Not compatible with Front and Rear Rancher Bumpers.*

*\*\*Requires Body Side Protector Extensions (715003460) for installation on MAX models.*

<b>Body Side Protector Extensions</b> (Not illustrated)	G2, G2L (MAX models only)	<b>715003460</b>
--	---------------------------	------------------


- This specially designed extension for the Body Side Protector is made specifically to fit and seamlessly integrate into the look of Outlander MAX models.

<b>Mud Flaps</b>	G2 (with stock fender flares)	<b>715007089</b>
------------------	-------------------------------	------------------



- Keep mud, snow and debris out of cargo area and protect trailer and vehicles behind you.
- Add aesthetic appearance to your vehicle.
- Require stock fender flares.
- Sold in pairs.

<b>Fender Flares</b>	G2 2012-2018 (except with 30" tires) (except 6x6 models)	<b>715001764*</b>
	G2 2019 & up (with 30" tires) (except 6x6 models)	<b>715004250**</b>
	G2L	<b>715001909***</b>
	G2L European vehicles only 2015 & up	<b>715004487</b>




- Kit designed to deliver extra protection from dirt and debris, therefore a must if you enjoy riding in the mud.
- Made of injected plastic that hugs your vehicle fenders perfectly.
- Give vehicle added flair for that rugged cool look.
- Include front and rear extensions and all mounting hardware.

*\*Comes stock on G2 models 2019 & up (except X mr models).*

*\*\*Standard on G2 X mr 1000R.*

*\*\*\*Not compatible with European vehicles.*


<b>Fender Flare Extensions</b>	G2 (except 6x6 models)	<b>715005111*</b>
--------------------------------	------------------------	-------------------



- Block terrain debris from kicking up onto you as you ride or damaging your vehicle thanks to these extra-large Fender Flare Extensions, which also include mud flaps for added protection from mud/snow, especially when riding with track kits.
- Made of high molecular weight polyethylene (HMWPE) for advanced abrasion resistance.
- Include front and rear extensions.


*\*Must be used with Fender Flares for G2 (715001764).*


<b>Fender Flares</b>	G2S (except X mr models)	<b>705012695</b>
----------------------	--------------------------	------------------




- Integrated extended Fender Flares for sporty look and full body protection from dirt and water.
- Include front and rear extensions and all mounting hardware.




<b>Flatbed Protection Tubes</b>	G2 (6x6 models only)	<b>715002030</b>
	<ul style="list-style-type: none"> <li>• Bolt-on bumpers for the sides of the 6x6 flatbed.</li> <li>• Protect the exterior plastic components of the flatbed from rocks, trees and other obstacles when traversing enclosed areas or loading cargo onto the bed.</li> </ul>	

<b>Flatbed Protection Tubes</b>	G2L (6x6 models only)	<b>715005266</b>
	<ul style="list-style-type: none"> <li>• Bolt-on bumpers for the sides of the 6x6 flatbed.</li> <li>• Protect the exterior plastic components of the flatbed from rocks, trees and other obstacles when traversing enclosed areas or loading cargo onto the bed.</li> </ul>	

# LIGHTS & ELECTRICAL


<b>Integrated Heated Grips &amp; Thumb Throttle Combo</b>	G2, G2L, G2S (2024 & up)	<b>715009284</b>
	<ul style="list-style-type: none"> <li>• Heat levels for grips and thumb displayed on vehicle screen.</li> <li>• Ergonomic button integrated on LH grip.</li> <li>• Single button for both grips and thumb heat selection.*</li> <li>• Five temperature settings for the thumb and grips.</li> <li>• Adjustable heat ratio between grip and thumb warmer.*</li> <li>• Hold button to reach maximum heat quickly.</li> <li>• Remembers your last heat setting.</li> </ul>	
	<ul style="list-style-type: none"> <li>• IP67-rated waterproof sealing keeps the elements out.</li> <li>• ECE compliant.</li> <li>• Plug-and-play installation.</li> <li>• Clamp-on grips, no glue required.</li> </ul> <p><i>*Models with touchscreen display provide enhanced user interface with independent grips and thumb heat level selection.</i></p>	


<b>Heated Grips &amp; Thumb Throttle Combo</b>	G2, G2L, G2S	<b>715003250</b> Not compatible with Intelligent Throttle Control (iTC)
	G2, G2L, G2S (2019 to 2021)	<b>715008739*</b> Compatible with Intelligent Throttle Control (iTC)
	G2, G2L, G2S (2022 & up)	<b>715010553</b> Compatible with Intelligent Throttle Control (iTC)

	<ul style="list-style-type: none"> <li>• LED dimmer facilitates reading temperature settings.</li> <li>• 4 temperature settings with individual controls for thumb and grips.</li> <li>• Returns to previous heat setting.</li> </ul>	
	<ul style="list-style-type: none"> <li>• One-touch shutdown.</li> <li>• Wiring Cable is required for installation on G2L models only.</li> </ul>	








*\*Relocation bracket 715007619 required for installation on T-category models & G2L XU (INTL)*

<b>Wiring Cable</b> (Not illustrated)	G2L	<b>710004567</b>
<ul style="list-style-type: none"> <li>• Required for installation of Heated Hand Grips and Throttle Combo.</li> </ul>		

<b>Heated Visor Outlet</b>	G2, G2L	<b>715001246</b>
	<ul style="list-style-type: none"> <li>• Strategically positioned on vehicle to maintain your agility.</li> <li>• Optional visor outlet that delivers fog-free riding.</li> <li>• Quick and easy installation.</li> <li>• Sold individually.</li> <li>• Heated Visor not included.</li> </ul>	


<b>Heated Passenger Grips &amp; Visor Outlet</b>	G2, G2L (MAX models only)	<b>715008794</b>
	<ul style="list-style-type: none"> <li>• Replace your stock passenger handles.</li> <li>• Dual temperature switch integrated into seat arm for 3-zone heated handles and grips.</li> <li>• Heated visor outlet integrated into seat arm.</li> </ul>	

<b>USB Power Outlet Kit</b>	G2, G2L, G2S	<b>219400510</b>
	<ul style="list-style-type: none"> <li>Recharges your electronic devices while riding* (smartphone, MP3, heating gear, etc.).</li> <li>Dual port USB connectors.</li> <li>Plug-and-play kit.</li> </ul> <p><small>* The power outlet is not capable of recharging all device types while riding.</small></p>	
<b>Seat Heater</b>	G2, G2L	<b>715007211</b>
	<ul style="list-style-type: none"> <li>25 W seat heater delivers chill-free riding comfort.</li> <li>One temperature only.</li> <li>Heated pad and electrical harness only.</li> <li>Heavy Duty Seat Cover (715007212) is required for the installation.</li> </ul>	
<b>Bluetooth Handlebar Soundbar by MTX</b>	G2, G2L, G2S	<b>219400840</b>
	<ul style="list-style-type: none"> <li>Bluetooth speaker with the unbeatable convenience of fingertip control.</li> <li>Rugged IP66-rated weather-resistant speaker designed for outdoor use.</li> <li>Driven by 150 watts of quality audio power.</li> <li>Seamless integration and operation from Bluetooth enabled devices.</li> </ul> <ul style="list-style-type: none"> <li>Includes input, ground and ignition wires, plus auxiliary port and 3.5" (8.89 cm) connector cable.</li> <li>Not compatible with XT Handlebar Protector Kit.</li> <li>EC compliant.</li> </ul> <p><small>Note: We recommend you use 320 kbps MP3, 192-256 kbps AAC or AIFF, WAV formats to match the potential of the speaker. More compressed formats will probably have degraded sound quality.</small></p>	
<b>Electronic Device Holder</b>	G2, G2L (except 6x6 & X mr models)	<b>715004919</b>
	<ul style="list-style-type: none"> <li>Robust injected-polypropylene construction allows for the right fit and easy installation.</li> <li>Adjustable unit safely holds smartphones or small tablets with a length or width measuring between 2.9" (7.5 cm) and 5.1" (13.0 cm) with or without protective case.</li> <li>Integrated storage (0.6 gal / 2.1 L).</li> </ul> <ul style="list-style-type: none"> <li>Guiding wire grooves to pass charging cable through the lid.</li> <li>Possibility of relocating 12 V power outlet or installing USB outlet in storage compartment (USB power outlet sold separately).</li> <li>Not compatible with windshields or Snorkel Kit.</li> </ul>	
<b>Engine heater</b>	Outlander 500 / 570 / 650 / 800 (G1/G2)	<b>605154278</b>
	Outlander 1000 (G2)	<b>715002043</b>
<b>3.5" (9 cm) LED Lights (2 X 14 W) LED Driving Lights</b>	G2, G2L (except X mr models)	<b>715010094</b>
	<ul style="list-style-type: none"> <li>14 W LED lights producing 1,260 lumens each.</li> <li>Equipped with 6 high power LEDs in a heavy-duty die cast aluminum housing.</li> <li>Features 2 attachment points — if one attachment point fails due to a collision, rotate to the next channel point and re-mount the light.</li> </ul> <ul style="list-style-type: none"> <li>Sold in pairs.</li> <li>ECE Certified</li> <li>Spot lens for a narrow and long light beam spread, ideal when driving at higher speeds.</li> <li>Expedition Front Bumper (715007233) and Light Power Cable (715007275) required for installation.</li> </ul>	
<b>3.5" (9 cm) LED Flood Lights (2 X 14 W)</b>	G2, G2L (except X mr models)	<b>715010093</b>
	<ul style="list-style-type: none"> <li>14 W LED lights producing 1,260 lumens each.</li> <li>Equipped with 6 high power LEDs in a heavy-duty die cast aluminum housing.</li> <li>Features 2 attachment points — if one attachment point fails due to a collision, rotate to the next channel point and re-mount the light.</li> </ul> <ul style="list-style-type: none"> <li>Sold in pairs.</li> <li>ECE Certified</li> <li>Flood lens for a wide light beam spread, ideal for working applications like plowing or for winding, dusty or foggy riding conditions.</li> <li>Expedition Front Bumper (715007233) and Light Power Cable (715007275) required for installation.</li> </ul>	
<b>4" (10 cm) Round LED Lights (2 x 25 W)</b>	G2, G2L (except X mr models)	<b>715002935</b>
	<ul style="list-style-type: none"> <li>25 W LED spotlights.</li> <li>1,800 lumens.</li> <li>Rugged and waterproof.</li> <li>Includes basic wiring and switch.</li> <li>Can-Am branded grill.</li> </ul> <ul style="list-style-type: none"> <li>Sold in pairs.</li> <li>Not ECE Certified</li> <li>Expedition Front Bumper (715007233) and Light Power Cable (715007275) required for installation.</li> </ul>	
<b>10" (25 cm) Double Stacked LED Light Bar (60 W)</b>	G2, G2L (except X mr models)	<b>715010065</b>
	<ul style="list-style-type: none"> <li>Equipped with twelve 5 W Cree LEDs.</li> <li>5,400 lumens.</li> <li>Packs a big punch for its size.</li> <li>Rugged and waterproof.</li> <li>Can be installed on front bumpers, sport roof and Bimini roof with sun visor.</li> </ul> <ul style="list-style-type: none"> <li>Expedition Front Bumpers (715007233) and Light Power Cable (715007275) required for installation.</li> <li>Lights up to more than 1,500 ft (460 m) in front of the vehicle and around 65 ft (20 m) wide on each side.</li> <li>ECE Certified</li> </ul>	
<b>Light Power Cable</b> (Not illustrated)	G2, G2L	<b>715007275</b>
<ul style="list-style-type: none"> <li>Required for installation of the 10" (25 cm) LED Light Bar and the 3.5" (9 cm) and 4" (10 cm) LED Lights.</li> </ul>		

<b>Baja Designs High Beam Kit</b>	G2 (2022 and prior)	<b>715004284</b>
	<ul style="list-style-type: none"> <li>• Thanks to their direct bolt-on and plug-and-play installation right into the original high beam location, upgrading from your stock high beam lights to these powerful Baja Designs Squadron Pro LED Lights becomes child's play.</li> <li>• Each spot is equipped with 4 Cree LEDs producing 4,900 lumens at 40 watts.</li> <li>• Driving/Combo light pattern for smooth blend of light for both near field applications and distance.</li> </ul>	
<b>2" (5 cm) Square LED Lights (2 X 10 W)</b>	G2, G2L, G2S	<b>715004293</b>
	<ul style="list-style-type: none"> <li>• 2 x 900 lumens 10 W LED Cree light kit.</li> <li>• Long-range illumination up to 350' (107 m), drawing less than 1 amp per light.</li> <li>• Multi-Position Light Mount Kit is required for installation.</li> <li>• Not ECE Certified</li> </ul>	
<b>Multi Position Light Mount Kit</b>	G2, G2L, G2S	<b>715004274</b>
	<ul style="list-style-type: none"> <li>• Multi-position plastic clamps that fit on various tubing sizes: 0.75" to 1.5" (19 mm to 38 mm).</li> <li>• Required for the installation of the 2" (5 cm) Square LED Lights (2 x 10 W).</li> <li>• Kit includes tube clamp mounts and power cables.</li> </ul>	
<b>RAM<sup>+</sup> LED Spotlight</b>	G2, G2L, G2S	<b>710005423</b>
	<ul style="list-style-type: none"> <li>• 540-lumen (9 W) heavy-duty LED spotlight standard-equipped with 1" (2.5 cm) diameter rubber-coated double ball and socket system.</li> <li>• Not ECE Certified</li> </ul>	
<b>RAM Mount for Cellphone Holder</b>	G2, G2L, G2S	<b>715001985</b>
	<ul style="list-style-type: none"> <li>• Convenient bracket for installing the Cellphone Holder (715008786) (not included) onto your unit's handlebar.</li> </ul>	
<b>C-TEK charger</b>		<b>860200997</b>
	<ul style="list-style-type: none"> <li>• C-TEK, the manufacturer of the smartest battery chargers in the world, has produced a BRP specific charger for all BRP products.</li> <li>• Charger is built to meet the demanding arctic conditions.</li> <li>• Ask your dealer for more information.</li> </ul>	
<b>Digitally Encoded Security System (D.E.S.S.<sup>™</sup>) Green Key</b>	G2, G2S (2018 & up)	<b>710005232</b>
	<ul style="list-style-type: none"> <li>• Anti-theft technology, Digitally Encoded Security System (D.E.S.S.<sup>™</sup>) key snaps easily on the vehicle and provides riders with easy and quick starts every time.</li> <li>• The key communicates with the vehicle wirelessly so the vehicle starts only when the key code matches the vehicle, for ultimate peace of mind.</li> <li>• The Programmable D.E.S.S.<sup>™</sup> Key can also be programmed in 3 modes: <ul style="list-style-type: none"> <li>• Work mode: Limits vehicle speed to 40 kph (25 mph) but does not limit engine torque.</li> <li>• Normal mode: Limits vehicle speed to 70 kph (44 mph) and 50% torque reduction.</li> <li>• Performance mode: No restrictions.</li> </ul> </li> <li>• T Category Approved</li> </ul>	

# WINCHES

## CAN-AM HD WINCHES

<b>Can-Am HD 2500 Winch</b>	G2, G2L (except T-cat 2022 & up)	<b>715006414</b>
	<ul style="list-style-type: none"> <li>• Heavy-duty four-way roller fairlead.</li> <li>• Ergonomic clutch handle.</li> <li>• Rugged all-steel gears and bushings provide more torque and longer life.</li> <li>• Automatic 100% load-holding brake.</li> <li>• Sealed solenoid for all-weather protection.</li> <li>• Wired Remote Control sold separately.</li> <li>• Plug-and-play wiring and attachment brackets.</li> <li>• Weather-sealed handlebar-mounted switch.</li> <li>• Pulling strength capability of 2,500 lb (1,134 kg).</li> <li>• 50 ft. of 3/16" (15.2 m of 4.8 mm) wire steel cable.</li> <li>• CE Compliant</li> </ul>	

<b>Can-Am HD 3500 Winch</b>	G2, G2L (except T-cat 2022 & up)	<b>715006415</b>
-----------------------------	----------------------------------	------------------



- Heavy-duty four-way roller fairlead.
- Ergonomic clutch handle.
- Rugged all-steel gears and bushings provide more torque and longer life.
- Automatic 100% load-holding brake.
- Sealed solenoid for all-weather protection.
- Wired Remote Control sold separately.
- Plug-and-play wiring and attachment brackets.
- Weather-sealed handlebar-mounted switch.
- Pulling strength capability of 3,500 lb (1,588 kg).
- 50 ft. of  $\frac{7}{32}$ " (15.2 m of 5.4 mm) wire steel cable.
- CE Compliant

<b>NEW Can-Am HD 2500 Winch</b>	T-cat 2022 & up and G2L XU (INT)	<b>715008140</b>
---------------------------------	----------------------------------	------------------



- Heavy-duty four-way roller fairlead.
- Ergonomic clutch handle.
- Rugged all-steel gears and bushings provide more torque and longer life.
- Automatic 100% load-holding brake.
- Sealed solenoid for all-weather protection.
- Wired Remote Control sold separately.
- Weather-sealed handlebar-mounted switch.
- CE Compliant
- Wire Harness (715007746) required for G2.
- Wire Harness (715002453) required for G2L.

<b>NEW Can-Am HD 3500 Winch</b>	T-cat 2022 & up and G2L XU (INT)	<b>715008141</b>
---------------------------------	----------------------------------	------------------



- Heavy-duty four-way roller fairlead.
- Ergonomic clutch handle.
- Rugged all-steel gears and bushings provide more torque and longer life.
- Automatic 100% load-holding brake.
- Sealed solenoid for all-weather protection.
- Wired Remote Control sold separately.
- Weather-sealed handlebar-mounted switch.
- CE Compliant
- Wire Harness (715007746) required for G2.
- Wire Harness (715002453) required for G2L.

## WINCH ACCESSORIES

<b>Wireless Winch Remote</b>	Can-Am HD Winches	<b>715008286</b>
------------------------------	-------------------	------------------



- On/Off and Winch In / Winch Out buttons with LED indicator light.
- Large Winch In / Winch Out buttons for easy activation with gloves.
- Ergonomic remote handle shape with a trigger-like holding protrusion.
- Quick and easy to install, thanks to a wiring harness with an integrated antenna and all necessary mounting hardware.
- Allows you to operate your winch from anywhere within a 50' (15.2 m) radius, increasing your recovery options.
- All components are IP67 sealing rated.
- Dash and handlebar mounting options.
- Compatible with all Can-Am HD winches.

<b>Wired Remote Control</b>	WARN Winches Can-Am HD Winches (715006414 & 715006415) Can-Am HD Winches (715008140 & 715008141)	<b>715006378</b> <b>715006555</b> <b>715008121</b>
-----------------------------	--	--



- This kit allows owners to add a handheld remote to their winch or stock winch.
- Works with the handlebar-mounted switch.
- Wired Remote and Remote Socket included.
- 10 ft. wire.

<b>Rear winch kit</b>	G2 (except 6x6 models) G2 (6x6 models only) G2L (6x6 models only)	<b>715007100</b> <b>715006503</b> <b>715007099</b>
-----------------------	---	--



- The remote-controlled rear winch is a godsend when you want to pull yourself out of a tough spot or move heavy loads.
- Includes a fully-sealed Warn winch and all wiring and hardware needed for an easy and quick installation.
- Pulling strength capability of 3,000 lb (1,361 kg).
- 50 ft. of  $\frac{7}{32}$ " (15.2 m of 5.5 mm) wire steel cable.

<b>Winch Accessories Kit</b>	<b>715002409</b>
------------------------------	------------------



- Get the most out of your winch.
- Double your pulling power, change your pulling direction and keep your winch in proper working order.
- Includes tree straps, snatch block, shackle and winching gloves.

<b>WARN Hawse Fairlead</b>	WARN Winches	<b>715007698</b>
----------------------------	--------------	------------------







- Double powder-coated construction.
- Required to use the Synthetic Winch. Cable (715004254) on WARN winches.
- To be used with synthetic winch cables only.

<b>Roller Fairlead</b>	WARN Winches Can-Am HD Winch	<b>715007699</b> <b>710007459</b>
------------------------	---------------------------------	--------------------------------------








- Features top, bottom and side rollers for less cable wear and smoother operation from any direction for easier winching.



<b>Hook with Safety Latch &amp; Strap Kit</b> <i>(Not illustrated)</i>		Can-Am HD Winches	<b>705014949</b>
<ul style="list-style-type: none"> <li>• Heavy-duty winch-rope hook with stainless steel snap.</li> <li>• Includes a nylon safety strap.</li> </ul>			
<b>Replacement Wire Rope – Can-Am HD</b>			<b>705014983</b> <b>705014984</b>
		<ul style="list-style-type: none"> <li>• Play it safe, always carry a replacement wire rope.</li> <li>• 2,500 lb (1,134 kg) pulling strength with 50 ft of 3/16" (15.2 m of 4.8 mm) wire rope for 705014983.</li> <li>• 3,500 lb (1,588 kg) pulling strength with 50 ft of 7/32" (15.2 m of 5.5 mm) wire rope for 705014984.</li> </ul>	
<b>Replacement Wire Rope – ATV WARN Winches</b>			<b>715006256</b>
		<ul style="list-style-type: none"> <li>• Play it safe, always carry a replacement wire rope.</li> <li>• 3,500 lb (1,588 kg) pulling strength.</li> <li>• 50 ft. of 7/32" (15.2 m of 5.5 mm) aircraft grade steel wire.</li> </ul>	
<b>Synthetic Winch Cable</b>		ATV WARN Winches	<b>715004254</b>
		<ul style="list-style-type: none"> <li>• Easier to manipulate than steel cable.</li> <li>• Replaces the original cable on any factory installed WARN winch or sold as an accessory by BRP.</li> <li>• Kit includes synthetic rope and rock guard sleeve.</li> <li>• Always use with the new Hawse Fairlead (715007698).</li> <li>• 50 ft. (15.2 m) of 3/16" (15.2 m of 4.8 mm) synthetic rope.</li> <li>• 3,500 lb (1,588 kg) pulling strength.</li> </ul>	
<b>Winch Mounting Plate</b>		G2S 2022 & prior	<b>715000927</b>
		<ul style="list-style-type: none"> <li>• Adds functionality to your Renegade.</li> <li>• Fits Can-Am winches by WARN.</li> </ul>	
<b>Winch Wire Harness</b> <i>(Not illustrated)</i>		G2 2021 & up, G2S 2021 & up and G2L	<b>715002453</b>
<ul style="list-style-type: none"> <li>• Required plug-and-go wiring to install WARN winch only.</li> <li>• Not required for Can-Am HD winches.</li> </ul>			

# HITCHES

HITCHES			
<b>Rear Hitch</b>		G2, G2L (except 6x6 models), G2S	<b>715001925</b>
		<ul style="list-style-type: none"> <li>• E-coat finish.</li> <li>• Fixed hitch ball mounting bracket.</li> <li>• Provides fixed mounting point for trailer ball to provide vehicle with towing capabilities.</li> <li>• This hitch offers 1,300 lb (590 kg) of towing capacity.</li> <li>• Hitch ball not included.</li> </ul>	
<b>Front and Rear Hitch Drawbar</b>		G2, G2L, G2S	<b>715008350</b>
		<ul style="list-style-type: none"> <li>• Standard on 2" (5 cm) receiver hitch.</li> <li>• It offers 1,650 lb (750 kg) of towing capacity.</li> <li>• Hitch ball not included.</li> <li>• Forged steel.</li> </ul>	

HITCH ACCESSORIES			
<b>Rear Receiver Hitch</b>		G2S 2012 with 800R or 1000 engines G2S 2013 & up, G2L & G2	<b>715005186</b>
		<ul style="list-style-type: none"> <li>• E-coat finish.</li> <li>• Does not affect ground clearance.</li> <li>• Trailer ball not included.</li> <li>• On 4x4 use, this hitch offers 1,500 lb (680 kg) of towing capacity.</li> <li>• On 6x6 use, this hitch offers 1,654 lb (750 kg) of towing capacity.</li> <li>• Compliant with European T regulations.</li> <li>• Not compatible with G2L models with Rear Skid Plates.</li> </ul>	
<b>Front Receiver Hitch</b>		G2	<b>715000921</b>
		<ul style="list-style-type: none"> <li>• Front receiver hitch for Outlander with or without a winch.</li> <li>• This hitch offers 1,300 lb (590 kg) of towing capacity.</li> <li>• Allows you to maneuver your trailer easily in tight, confined areas.</li> <li>• Hitch bar sold separately.</li> <li>• Not compatible with Extreme Front Bumper, Rancher Bumper or ProMount Plows.</li> </ul>	
<b>Rubber Receiver Plug</b>			<b>705204503</b>
		<ul style="list-style-type: none"> <li>• Rubber cap for 2" (5 cm) hitch receiver.</li> </ul>	

Front coupling device	T3	705205025
-----------------------	----	-----------

• Required for T3 models.

Multitrailer	619590024
--------------	-----------



- Bogie wheels updated to be more silent than before and now equipped with grease nipples.
- Product developed for heavy-duty use.
- 100% galvanized steel.
- Specifications: 12 mm plywood base, strong stand, movable attachment points (4 pc),
- tipping bed, removable sides and 4 pc timber holder.
- Underside of the bogie and frame designed to travel over stones and logs (no sharp edges).
- Bed length: 182 cm
- Bed width: 66 cm bottom / 95 cm top
- Bed height: 60 cm
- Weight: 200 kg with timber holders and sides

# PERFORMANCE

## PERFORMANCE

Renegade Snorkel Kit	G2S (2021 & up)	715007083
----------------------	-----------------	-----------



- Comprehensive kit.
  - Extended air intakes and CVT exhaust.
  - CVT outlet integrates into pod cover.
  - Ideal for muddy conditions.
- Installation of some accessories shown may impact vehicle compliance with some regulations. Consult your local dealer for information.*

Renegade Radiator Relocator Kit	G2S (2023 & up)	715008898
	G2S (2022 & prior)	715001929



- Relocates radiator to top mount position.
- Prevents cooling performance loss in muddy conditions.
- Uses existing radiator.
- Includes support, hardware and hoses.
- Engineered for easy cooling system bleeding and maintenance.
- Radiator not included.
- Renegade Extreme Front Bumper (715002469) required for G2S 2022 and prior or X mr Front Bumper (715008198) required for 2023 and up for installation (except X mr).

*Installation of some accessories shown may impact vehicle compliance with some regulations. Consult your local dealer for information.*

Mud Strap	G2, G2L, G2S	715003053
-----------	--------------	-----------



- Convenient sturdy grab-handle.
- Lets drivers redistribute their weight for improved traction in demanding conditions.

Radiator Protector	G2, G2S (except G2S with 500 engine)	715001744
--------------------	--------------------------------------	-----------



- Metal shield that mounts over radiator face, providing protection from stones and branches.

Outlander Snorkel Kit	G2 2015 & up, G2L (except X mr & 6x6 models)	715005999
-----------------------	--	-----------



- Comprehensive kit.
- Extended air intakes and CVT exhaust.
- CVT outlet integrates into pod cover.
- Must be installed on a vehicle without XT Handlebar Protector Kit.
- Ideal for muddy conditions.
- Not compatible with windshields.








*Installation of some accessories shown may impact vehicle compliance with some regulations. Consult your local dealer for information.*

Outlander Snorkel Kit	G2 (X mr models only), G2L (X mr models only)	715002518
-----------------------	---	-----------




- Comprehensive kit.
- Extended air intakes and CVT exhaust.
- CVT outlet integrates into pod cover.
- Must be installed on a vehicle without XT Handlebar Protector Kit.
- Ideal for muddy conditions.
- Not compatible with windshields.
- Raised horn only.
- Provides higher intake.
- For best fit and finish, appropriate gauge support is required.

*Installation of some accessories shown may impact vehicle compliance with some regulations. Consult your local dealer for information.*

<b>Outlander Radiator Relocator Kit</b>	G2, G2L (except X xc 2022 & up and 6x6 models)	<b>715001930</b>
	<ul style="list-style-type: none"><li>Relocates radiator to top mount position.</li><li>Prevents cooling performance loss in muddy conditions.</li><li>Uses existing radiator.</li><li>Includes support, hardware and hoses.</li></ul>	<ul style="list-style-type: none"><li>Engineered for easy cooling system bleeding and maintenance.</li><li>Radiator not included.</li></ul>
<i>Installation of some accessories shown may impact vehicle compliance with some regulations. Consult your local dealer for information.</i>		
<b>X mr Traction Plates</b>	G2 (MAX models only), G2L	<b>715001752</b>
	<ul style="list-style-type: none"><li>Provide extra foot grip for driver when riding in extreme mud conditions.</li><li>Help driver maintain ideal riding position to maximize vehicle traction.</li><li>Made of aluminum.</li><li>Not meant for a passenger.</li></ul>	
<b>Self-Clearing Footwells</b>	G2 2015 & up, G2L	<b>715004759</b>
	<ul style="list-style-type: none"><li>Made from aluminum.</li><li>Replace original footwells.</li><li>Feature large evacuation ports to avoid mud and snow accumulation in footwells.</li></ul>	<ul style="list-style-type: none"><li>Aggressive design for improved traction.</li><li>Not compatible with Body Side Protectors.</li><li>Sold in pairs.</li></ul>
<b>Footpeg Kit</b>	G2, G2L	<b>715001131</b>
	<ul style="list-style-type: none"><li>Provides maximum integrated grip and more stability during vigorous riding.</li><li>Kick-up end generates added grip during hard cornering.</li><li>Made of aluminum.</li><li>Sold in pairs.</li></ul>	
<b>Foam Air Filter by Twin Air†</b>	G2, G2S, G2L	<b>715001333</b>
	<ul style="list-style-type: none"><li>Maximizes performance by increasing air flow throughout RPM range.</li><li>Maintenance-friendly, i.e., just wash, re-oil and re-use after riding in severely dusty/muddy environments.</li></ul>	
<b>Heavy-Duty Springs</b>	G2 2012-2018 (Base model, DPS, XT, X mr with 650 engine only & Limited – except 6x6) G2S (Base model with 500 & 570 engines only)	<b>715003199</b> • Front
	G2 2012-2018 (Base model, DPS, XT & X mr with 650 engine only – except 6x6) G2S (Base model with 500 & 570 engines only)	<b>715003200</b> • Rear
	G2 2019 & up (Base, DPS & XT models, except 6x6)	<b>715005159</b> • Front & Rear
		<ul style="list-style-type: none"><li>Heavy-duty springs provide enhanced stiffness.</li><li>Perfect for snow clearing and hauling heavy loads.</li><li>Improve handling.</li><li>Standard on Outlander PRO and Mossy Oak models.</li></ul>
<b>Front Shock Covers</b>	G2, G2L, G2S	<b>715500301</b>
	<ul style="list-style-type: none"><li>Feature ventilation holes.</li><li>Offer added protection in rough terrain and weather conditions.</li><li>Sold in pairs.</li></ul>	
<b>Front and Rear Heavy-Duty Shock kits</b>	G2L (4x4 and 6x6 models)	<b>715007841</b> • Front
		<b>715008136</b> • Rear
<ul style="list-style-type: none"><li>Stiffer shocks than the standard ones, for Heavy-duty usage.</li><li>Improved load capacity, ground clearance and comfort (front and rear).</li><li>Sold in pairs.</li></ul>		
<b>Extreme Heavy-Duty rear spring set</b>	G2	<b>715001998</b>
<ul style="list-style-type: none"><li>E.g. for use with Forest Pro Log Trailer.</li></ul>		

## EMERGENCY ACCESSORIES

<b>Emergency Kit</b>	<b>715006102</b>
	<ul style="list-style-type: none"> <li>Complete emergency kit provides all essential equipment and supplies to get out of most unfavorable situations powersport enthusiasts may find themselves in.</li> <li>Includes jumper cables, air compressor, tire-repair kit, first-aid kit, ratchet tie-down, duct tape, 3,300 lb (1,500 kg) tow strap, zip ties and cloth rags.</li> </ul>

# COVERS, DECALS & ADD-ONS

## Trailer Cover



- Heavy-duty canvas made of UV-resistant solution-dyed polyester.
- Protect windshield and colored panels from abrasion.
- All high-abrasion areas are reinforced with a double canvas layer.
- Opening for fuel cap access.
- Weather-resistant trailer cover protects your vehicle during transportation.
- Quick and easy installation.
- Designed to perfectly fit your vehicle with or without Can-Am accessories.

G2 (except MAX models)

**715001737**

G2 (MAX and X mr 1000R models only)

**715001736**

G2L (except MAX models)

**715002026**

G2L (MAX models only)

**715002025**

## Storage Cover



- Weather-resistant storage covers.
- For vehicle storage only.
- UV-resistant solution-dyed polyester construction.
- Quick and easy installation.
- Designed to perfectly fit your vehicle with or without Can-Am accessories.

G2, G2L, G2 X mr (except 1000), G2L X mr, G2S, G2S X mr

**715001720**

G2, G2L (MAX and X mr 1000R models only)

**715001668**

G2 (6x6 models only)

**715005095**

G2 MAX (6x6 models only)

**715004488**

G2L (6x6 models only)

**715005261**

G2L MAX (6x6 models only)

**715006024**

## Flag



- Make sure everyone knows what you're riding.
- Perfect for the dunes and new riders.
- 8-ft. (2.4 m) length.
- Includes Flag Mount (715000127).

**715000277** • Yellow

## Bolt-On† Retractable Ratcheting Tie-Downs

**295101072**



- Perfect for transporting your powersport vehicle or securing loads.
- Mount easily; bolt on any flat surface (e.g., truck bed or frame).
- 1" x 6' (2.5 cm x 1.8 m) tie-down strap with heavy-duty stitching that delivers a 500 lb (226 kg) working load strength and 1,500 lb (680 kg) break strength.
- Convenient retractable push button automatically slackens, spools and stores away strap, while the ratchet mechanism tightens the strap snugly to secure your vehicle or load into place.
- Rubber ratcheting handle provides firm grip, and the hook is vinyl coated to protect whatever surface it hooks into.
- Sold in pairs.

## Ratchet Tie-Downs

**715008309** • Black/Gray



- 400 lb (181 kg) safe working load.
- 1" x 10' (2.5 cm x 3 m) strap with Can-Am, Sea-Doo, and Ski-Doo logos.
- Deluxe ratchet with rubber handle.
- Coated S hooks.
- Pack of 2.

## Heavy-Duty Ratchet Tie-Down

**715008308**



- 1,000 lb (454 kg) safe working load.
- 1.5" x 6' (38 mm x 1.8 m) strap with BRP brands.
- Deluxe ratchet with rubber handle.
- Black-coated clip hooks.
- 12" (300 mm) webbing included.
- Pack of two.

## Shifter Lock

G2, G2L

**715007337**



- Secure the vehicle's shifter by locking it in position.
- Prevents the vehicle from going into neutral without the lock key.

## Lockable Gas Tank Cap

G2, G2L, G2S

**860200387**

**619590085** • (Scandinavia)



- Protects your fuel.
- Meets EPA requirements.

## License Plate Bracket

G2S

**715001401**

G2L

**715002498**



- Provides specific area to install license plate.
- Mounts to rear of vehicle.




No traction? No problem. Apache XC Tracks are built for serious terrain. With improved flotation and stability, they tackle deep snow, mud, and everything in between. Engineered for optimized attack angles, reduced noise, and unmatched durability, this system means all-season dominance.

# DESIGNED FOR PEAK PERFORMANCE


Aggressive lugs deliver max traction without sacrificing handling. A reinforced steel frame boosts strength, while the center slide improves alignment and reduces de-tracking. Reduced NVH levels and the wheel placement ensure smooth, quiet power delivery. Plus, wheel longevity is increased with replaceable wheel bearings.




# APACHE TRACK SYSTEMS

APACHE TRACK SYSTEMS		
Apache Backcountry Track System	G2 (except 6x6 models), G2L, G2S	715005247
	<ul style="list-style-type: none"><li>• Designed to deliver the best flotation level and deep-snow performance on the market.</li><li>• Contact patch is 23% bigger than the Apache 360 LT.</li><li>• Impressive added ground clearance of 7" (18 cm), keeps the vehicle out of deep snow.</li><li>• Aggressive track design with 2" (5 cm) lug height for maximum traction on snow.</li><li>• Apache Backcountry Mounting Kit and engine and air intake pre-filters are required.</li><li>• For winter use only.</li></ul> <p><i>Installation of some accessories shown may impact vehicle compliance with some regulations. Consult your local dealer for information.</i></p>	
Apache Backcountry Mounting Kit <i>(Not illustrated)</i>	G2 2018 & prior, G2S 2018 & prior, G2L	715004830
	G2 2019 & up, G2S 2019 & up	715004796
<ul style="list-style-type: none"><li>• Required for installation of the Apache Backcountry Track System.</li><li>• DPS module and pre-filter are required and sold separately.</li></ul> <p><i>Installation of some accessories shown may impact vehicle compliance with some regulations. Consult your local dealer for information.</i></p>		


## APACHE XC AND XC LT


Apache XC LT Track System	G2 2019 & up, G2S 2019 & up	715007719
 <ul style="list-style-type: none"> <li>• Long Track version.</li> <li>• Brand-new track design to optimize driving off and in deep snow conditions.</li> <li>• Reduction in steering effort thanks to the tandem 4 wheels.</li> <li>• Vibrations are reduced due to the alignment of the wheels with the rolling band of the track and the shaft damper mounted tandem.</li> <li>• Better steering precision with this wheel and track alignment due to good ground contact.</li> <li>• 1.25" (3.175 cm) lugs in the front and in the back for better traction and lateral stability.</li> <li>• Track width: front 12.5" and rear 15".</li> <li>• Adds 3" (7.62 cm) of ground clearance versus 27" tires.</li> <li>• Additional shaft dampers, tandem dampers, track design and wheel layout significantly reduce NVH (noise vibration harshness).</li> </ul>	<ul style="list-style-type: none"> <li>• Central guide for optimized track alignment and reduced occurrences of detracking.</li> <li>• Optimized track layout with increased angle of attack for better obstacle crossing and snow performance.</li> <li>• Stamped and welded steel frame for improved strength and durability.</li> <li>• Easy maintenance with replaceable hub and wheel bearings.</li> <li>• Main hub is oil bath with 3 bearings inside for consistent lubrication.</li> <li>• DPS module and engine and CVT pre-filter required.</li> <li>• Mounting kit sold separately.</li> </ul> <p><i>Installation of some accessories shown may impact vehicle compliance with some regulations. Consult your local dealer for information.</i></p>	

Apache XC Track System	G2 2019 & up, G2S 2019 & up	715008664
 <ul style="list-style-type: none"> <li>• Brand-new track design to optimize driving off and in deep snow conditions.</li> <li>• Reduction in steering effort thanks to the tandem 4 wheels.</li> <li>• Vibrations are reduced due to the alignment of the wheels with the rolling band of the track and the shaft damper mounted tandem.</li> <li>• Better steering precision with this wheel and track alignment due to good ground contact.</li> <li>• 1.25" (3.175 cm) lugs in the front and in the back for better traction and lateral stability.</li> <li>• Track width: front 12.5" and rear 15".</li> <li>• Adds 3.25" of ground clearance vs 25" tires.</li> <li>• Additional shaft dampers, tandem dampers, track design and wheel layout significantly reduce NVH (noise vibration harshness).</li> </ul>	<ul style="list-style-type: none"> <li>• Central guide for optimized track alignment and reduced occurrences of detracking.</li> <li>• Optimized track layout with increased angle of attack for better obstacle crossing and snow performance.</li> <li>• Stamped and welded steel frame for improved strength and durability.</li> <li>• Easy maintenance with replaceable hub and wheel bearings.</li> <li>• Main hub is oil bath with 3 bearings inside for consistent lubrication.</li> <li>• DPS module and engine and CVT pre-filter required.</li> <li>• Mounting kit sold separately.</li> </ul> <p><i>Installation of some accessories shown may impact vehicle compliance with some regulations. Consult your local dealer for information.</i></p>	


Apache XC & XC LT Mounting Kit (Not illustrated)	G2 2019 & up, G2S 2019 & up	715008200
<ul style="list-style-type: none"> <li>• Required for installation of the Apache XC and XC LT Track System.</li> <li>• Track DPS Module and Pre-Filter not included.</li> </ul> <p><i>Installation of some accessories shown may impact vehicle compliance with some regulations. Consult your local dealer for information.</i></p>		

## APACHE 360 & 360 LT

Apache 360 Track System	G2 (except 6x6 models), G2L, G2S	715006323
 <ul style="list-style-type: none"> <li>• Multifunctional tracks perfect for any Can-Am ATV.</li> <li>• Average ground clearance of 16" (41 cm).</li> <li>• 1" (2.5 cm) lugs in the front and 1.25" (3.2 cm) in the back.</li> <li>• Apache 360 and 360 LT Mounting Kit and engine and air intake pre-filters are required.</li> <li>• EC compliant.</li> </ul> <p><i>Installation of some accessories shown may impact vehicle compliance with some regulations. Consult your local dealer for information.</i></p>		

Apache 360 LT Track System	G2, G2L, G2S	715005103
 <ul style="list-style-type: none"> <li>• Multifunctional tracks designed to support heavy loads and to fit on most Can-Am Off-Road vehicles.</li> <li>• Extra contact patch adjustment for better performance over rough terrain.</li> <li>• Contact patch is 7 to 9% bigger than the Apache 360's. Average ground clearance of 16" (41 cm).</li> <li>• 1" (2.5 cm) lugs in the front and 1.25" (3.2 cm) in the back.</li> <li>• EC compliant.</li> <li>• ATV: Apache 360 and 360 LT Mounting Kit, Track DPS Module and Engine and CVT air intake pre-filters are required and sold separately.</li> </ul> <p><i>Installation of some accessories shown may impact vehicle compliance with some regulations. Consult your local dealer for information.</i></p>		

## APACHE 360 LT 6X6

Apache 360 LT (6x6) Track System		G2, G2L (6x6 only)	715005104							
	<ul style="list-style-type: none"><li>• Multifunctional tracks designed to support heavy loads and to fit on most Can-Am Off-Road vehicles.</li><li>• Front wheel height adjustment provides enhanced attack angle and better performance over rough terrain when raised or increased contact patch for improved flotation when lowered.</li><li>• Average ground clearance increase of 4.5" (11.4 cm).</li><li>• 1" (2.5 cm) lugs in the front and 1.25" (3.2 cm) in the back.</li><li>• Apache 360 LT Mounting Kit, Track DPS Module and Engine and Pre-Filter Kit are required.</li><li>• Reliable heavy-duty build.</li><li>• EC compliant.</li><li>• Exclusively for the Outlander 6x6.</li><li>• Recommended for use on snow only.</li></ul> <p><i>Installation of some accessories shown may impact vehicle compliance with some regulations. Consult your local dealer for information.</i></p>									
	<table><tr><td>G2 2018 &amp; prior (except 6x6 models), G2S 2018 &amp; prior, G2L</td><td>715007207</td></tr><tr><td>G2 2019 &amp; up (except 6x6 models), G2S 2019 &amp; up</td><td>715007206</td></tr><tr><td>G2 2018 &amp; prior, G2L (6x6 models)</td><td>715004991</td></tr><tr><td>G2 2019 &amp; up (6x6 models)</td><td>715005105</td></tr></table>			G2 2018 & prior (except 6x6 models), G2S 2018 & prior, G2L	715007207	G2 2019 & up (except 6x6 models), G2S 2019 & up	715007206	G2 2018 & prior, G2L (6x6 models)	715004991	G2 2019 & up (6x6 models)
G2 2018 & prior (except 6x6 models), G2S 2018 & prior, G2L	715007207									
G2 2019 & up (except 6x6 models), G2S 2019 & up	715007206									
G2 2018 & prior, G2L (6x6 models)	715004991									
G2 2019 & up (6x6 models)	715005105									

Apache 360 & 360 LT Mounting Kit  
(Not illustrated)

<p><b>Apache 360 &amp; 360 LT Mounting Kit</b> (Not illustrated)</p> <ul style="list-style-type: none"> <li>• Required to install Apache 360 and 360 LT Track Systems.</li> <li>• DPS module and pre-filter not included.</li> </ul> <p><i>Installation of some accessories shown may impact vehicle compliance with some regulations. Consult your local dealer for information.</i></p>	
---	--

## APACHE TRACK SYSTEM ACCESSORIES

Track DPS Module (Not illustrated)	G2, G2L, G2S	715007338
<ul style="list-style-type: none"> <li>• An innovative DPS module that ensures speedometer accuracy and optimized steering assist, which make for perfect track control and riding ease.</li> <li>• Required to install the Apache and Backcountry Track Systems.</li> </ul> <p><i>Installation of some accessories shown may impact vehicle compliance with some regulations. Consult your local dealer for information.</i></p>		
Air Intake Pre-Filter		715003483
 <ul style="list-style-type: none"> <li>• Adds extra protection to your engine in harsh riding conditions.</li> <li>• Filter blocks particles larger than 0.007" (0.19 mm).</li> <li>• Easy, tool-less installation.</li> <li>• Necessary to maintain vehicle warranty when tracks are installed.</li> <li>• Required to install the Apache and Backcountry Track Systems.</li> <li>• Standard on Outlander 650, 650 X mr, 850, 1000, 1000R engines and G2L PRO.</li> <li>• Not compatible with Snorkel Kits.</li> </ul>		
Engine Air Intake Pre-Filter	G2, G2L, G2S	715004729
 <ul style="list-style-type: none"> <li>• Adds extra protection to your engine in harsh riding conditions.</li> <li>• Filter blocks particles larger than 0.005" (0.13 mm).</li> <li>• Necessary to maintain vehicle warranty when tracks are installed.</li> </ul>		
Idler Wheel Kit	Apache Backcountry Track System (rear tracks only)	860201230 • 141 mm
 <ul style="list-style-type: none"> <li>• Reduces drag and rolling resistance.</li> <li>• Includes 2 wheels, brackets and hardware.</li> <li>• Add up to 2 kits per rear track.</li> <li>• Can extend slider life in hardened snow conditions.</li> </ul>		
Sliders with Vespel <sup>†</sup> Inserts	Apache Backcountry Track System	503194815
 <ul style="list-style-type: none"> <li>• Use DuPont Vespel inserts for less friction.</li> <li>• Longer life.</li> <li>• Can be cut to desired length.</li> <li>• 8 needed per vehicle.</li> <li>• Sold individually.</li> </ul>		
Rail Ice Scratchers	Apache Backcountry Track System	860201728
 <ul style="list-style-type: none"> <li>• Provide additional lubrication in hard and icy conditions.</li> <li>• Rail mounted, small, light.</li> <li>• Design expands on coil concept to allow reversing without damage.</li> <li>• Easily stored when not in use.</li> </ul>		

# APACHE TRACK SYSTEMS FITTING GUIDE

## APACHE BACKCOUNTRY

Model Year / Model	Track	Track Mount	Track DPS Module	Prefilter without Snorkel	Prefilter with Snorkel
2015 & Up G2L	715005247	715004830	715007338	715004729	715003483 (standard on G2 models and G2L PRO model)
2018 & Prior G2, G2S					
2019 & Up G2, G2S					
2019 & Up G2 1000R	715005247 & 715005891	715004796			

## APACHE XC AND XC LT

Model Year / Model	Track	Track Mount	Track DPS Module	Prefilter without Snorkel	Prefilter with Snorkel
2019 & Up G2, G2S	715007719 and 715008664	715008200	715007338	715004729	715003483 (standard on G2 models and G2L PRO model)

## APACHE 360 AND APACHE 360 LT

Model Year / Model		Track	Track Mount	Track DPS Module	Prefilter without Snorkel	Prefilter with Snorkel
2015 & Up	G2L	715006323 (Apache 360) OR 715005103 (Apache 360 LT)	715007207	715007338	715004729 & 715003483 (standard on G2 models and G2L PRO model)	715004729
2018 & Prior	G2, G2S					
2019 & Up	G2, G2S		715007206			

## APACHE 360 LT 6X6

Model Year / Model		Track	Track Mount	Track DPS Module	Prefilter without Snorkel	Prefilter with Snorkel
2018 & Prior	G2 6x6	715005104	715004991	715007338	715004729 & 715003483 (standard on G2 models and G2L PRO model)	715004729
2019 & Up	G2L 6x6					
2019 & Up	G2 6x6		715005105			



# BUILD A KIT THAT WORKS HARD.

Combine a mounting kit, push frame, and blade. Then, customize with accessories like the plow angling kit, blade extensions, or edge markers. Easy to install, engineered to last, and tough enough for brutal winter jobs—this lineup covers every plowing need.



## PROMOUNT PLOWS

### PROMOUNT PLOW KITS

REFERENCE CHART					
	54" Black Steel	60" Black Steel	66" Black Steel	60" Flex2	66" Flex2
Plow Kit	715007753	715007754	715007755	715008181	715008182
Blade	715004472	715004202	715009881	715004203	715009883
Push Frame	715004980	715004980	715004980	715004980	715004980
Mounting Plate	715007751	715007751	715007751	715007751	715007751

## STEEL PLOWS

### Can-Am ProMount Steel Plow Kits 54" (137 cm) Blade

G2, G2L, G2S

■ 7715007753 • Black



- These kits include:
  - Can-Am ProMount Steel Blade
  - Push Frame with Quick-Attach System
  - Mounting Plate

### Can-Am ProMount Steel Plow Kits 60" (152 cm) Blade

G2, G2L, G2S

■ 7715007754 • Black



- These kits include:
  - Can-Am ProMount Steel Blade
  - Push Frame with Quick-Attach System
  - Mounting Plate

### Can-Am ProMount Steel Plow Kits 66" (168 cm) Blade

G2, G2L, G2S

■ 715007755 • Black



- These kits include:
  - Can-Am ProMount Steel Blade
  - Push Frame with Quick-Attach System
  - Mounting Plate

### Can-Am ProMount Steel Blades 54" (137 cm) Blade

Fits ProMount Push Frame

■ 715004472 • Black



- Blades available individually to create your own kit.
- Compatible with Can-Am ProMount Blade accessories to further enhance plow versatility (some plow accessories are not compatible with 54" (137 cm) plows).
- Not compatible with ProMount Drift Cutters, Blade Extensions and Edge Markers.
- Clears 50" (127 cm) when plow is fully angled.
- Blade height of 14.75" (37 cm).

### Can-Am ProMount Steel Blades 60" (152 cm) Blade

Fits ProMount Push Frame

■ 715004202 • Black



- Blades available individually to create your own kit.
- Compatible with Can-Am ProMount Blade accessories to further enhance plow versatility.
- Clears 54" (137 cm) when plow is fully angled.
- Blade height of 17" (43 cm).

### Can-Am ProMount Steel Blades 66" (168 cm) Blade

Fits ProMount Push Frame

■ 715009881 • Black



- Blades available individually to create your own kit.
- Compatible with Can-Am ProMount Blade accessories to further enhance plow versatility.
- Clears 60" (152 cm) when plow is fully angled.
- Blade height of 17" (43 cm).

### Can-Am ProMount Steel Blades 72" (183 cm) Blade

Fits ProMount Push Frame

■ 715009877 • Black



- Now with an improved shoe design for better flotation with an easy and quick tool-free adjustment.
- Plow blade made from 12-gauge steel.
- Replaceable wear blade.
- Large pin designed for easy blade rotation to eliminate snow buildup at pivot point.
- Blade design provides best snow roll-off at any angle.
- Clears 66" (168 cm) when plow is fully angled.
- Blade height of 17" (43 cm). Compatible with Can-Am ProMount Blade accessories to further enhance plow versatility.

## CAN-AM ProMount FLEX2 PLOW KIT

### Can-Am ProMount Flex2 – 60" (152 cm) Plow Kit

G2, G2L, G2S

■ 715008181



- These kits include:
  - Can-Am ProMount Flex2 Blade
  - Push Frame with Quick-Attach System
  - Mounting Plate

### Can-Am ProMount Flex2 – 66" (168 cm) Plow Kit

G2, G2L, G2S

■ 715008182 • Black



- This kit includes:
  - Can-Am ProMount Flex2 Blade
  - Push Frame with Quick-Attach System
  - Mounting Plate

## ANGLE PLOWS

### Can-Am ProMount Angle Blades 60" (152 cm) Steel Oneway State Blade

G2, G2L, G2S

715007261



- Make the job easier with the right tools, clear long alleys and make the task easier by sending the snow further out of the way.
- Wing end of plow measures 25" (63 cm) high and tapers down to 17" (43 cm).
- One-way "winged" state plow designed to throw snow higher.
- Rubber Flap (715007299) designed to keep snow away from the driver is offered as accessory (sold separately).
- Can-Am branded.

### Can-Am ProMount Angle Blades 66" (168 cm) Steel Oneway State Blade

G2, G2L, G2S

715007263



- Make the job easier with the right tools, clear long alleys and make the task easier by sending the snow further out of the way.
- Wing end of plow measures 25" (63 cm) high and tapers down to 17" (43 cm).
- One-way "winged" state plow designed to throw snow higher.
- Rubber Flap (715007299) designed to keep snow away from the driver is offered as accessory (sold separately).
- Can-Am branded.

### Can-Am ProMount Angle Blades 72" (183 cm) Steel Oneway State Blade

G2, G2L, G2S

715009879



- Now with an improved shoe design for better flotation with an easy and quick tool-free adjustment.
- Make the job easier with the right tools, clear long alleys and make the task easier by sending the snow further out of the way.
- Wing end of plow measures 26" (67 cm) high and tapers down to 17" (43 cm).
- One-way "winged" state plow designed to throw snow higher.
- Rubber Flap (715007299) designed to keep snow away from the driver is offered as accessory (sold separately).
- Can-Am branded.

### ProMount One-Way State Blade Rubber Flap (Not illustrated)

715007299

- Allows for more efficient snow projections in various snow conditions.

## CAN-AM ProMount FLEX2 PLOWS


### Can-Am ProMount Flex2 60" (152 cm) Blade


Fits ProMount Push Frame

715004203





- Plow blade made of UHMWPE, flexible and impact absorbing material prevents damaging your plow when accidental impacts occur.
- Replaceable wear blade.
- Large pin designed for easy blade rotation to eliminate snow buildup at pivot point.
- Blade design provides best snow roll-off at any angle.
- Compatible with Can-Am ProMount Blade accessories to further enhance plow versatility.
- Clears 54" (137 cm) when plow is fully angled.
- Blade height of 17" (43 cm).


Can-Am ProMount Flex2 66" (168 cm) Blade	Fits ProMount Push Frame	715009883
 <ul style="list-style-type: none"> <li>• Plow blade made of UHMWPE, flexible and impact absorbing material prevents damaging your plow when accidental impact occurs.</li> <li>• Replaceable wear blade.</li> <li>• Large pin designed for easy blade rotation to eliminate snow buildup at pivot point.</li> </ul>	<ul style="list-style-type: none"> <li>• Blade design provides best snow roll-off at any angle.</li> <li>• Clears 60" (152 cm) when plow is fully angled.</li> <li>• Blade height of 17" (43 cm).</li> <li>• Compatible with Can-Am ProMount Blade accessories to further enhance plow versatility.</li> </ul>	


Can-Am ProMount Flex2 72" (183 cm) Blade	Fits ProMount Push Frame	715009868
 <ul style="list-style-type: none"> <li>• Now with an improved shoe design for better flotation with an easy and quick tool-free adjustment.</li> <li>• Plow blade made of UHMWPE, a flexible and impact absorbing material that prevents damage to your plow when accidental impacts occur.</li> <li>• Replaceable wear blade.</li> <li>• Large pin designed for easy blade rotation to eliminate snow buildup at pivot point.</li> </ul>	<ul style="list-style-type: none"> <li>• Blade design provides best snow roll-off at any angle.</li> <li>• Compatible with Can-Am ProMount Blade accessories to further enhance plow versatility.</li> <li>• Clears 66" (168 cm) when plow is fully angled.</li> </ul>	


## CAN-AM ProMount PLOW ACCESSORIES


Can-Am ProMount Push Frame with Quick-Attach System	G2, G2L, G2S	715004980
 <ul style="list-style-type: none"> <li>• Heavy-duty steel tubes designed to withstand the roughest use.</li> <li>• Mid-mount carriage provides ultimate push strength and traction.</li> <li>• Designed for maximum plow lift height.</li> <li>• Features a self aligning quick-attach system, an easy foot release pedal and an ergonomic handle for plow angle adjustment.</li> </ul>	<ul style="list-style-type: none"> <li>• Plow Roller Fairlead and Plow Limit Switch recommended to extend winch cable lifespan.</li> <li>• Can-Am ProMount Mounting Plate required for installation.</li> <li>• Blade swivels left or right, 5 positions.</li> <li>• Large pin designed for easy blade rotation to eliminate dirt and snow buildup at pivot point.</li> </ul>	

Can-Am ProMount Mounting Plate	G2, G2L, G2S	715007751
 <ul style="list-style-type: none"> <li>• Required to install the Can-Am ProMount Push Frame with Quick-Attach System.</li> <li>• Mounting plate precision-designed to stay on year round without compromising ground clearance.</li> <li>• Fits on ATVs with or without Can-Am Skid Plates.</li> <li>• Plow Roller Fairlead included.</li> </ul>		

Can-Am ProMount Push Frame Extension	G2, G2L, G2S	715006257
 <ul style="list-style-type: none"> <li>• 12" (30 cm) push frame extension.</li> <li>• Required when plow is installed with Apache Track System.</li> </ul>		

NEW Can-Am ProMount Plow Angling System	G2, G2L, G2S	715010904
 <ul style="list-style-type: none"> <li>• Improved operation speed for quicker plow angle adjustments.</li> <li>• Converts your plow system into an easy-to-control unit from the driver's seat.</li> <li>• Using one hand to control all plow motions will allow you to easily concentrate and manage your plowing tasks.</li> </ul>	<ul style="list-style-type: none"> <li>• Compatible with ProMount Blade.</li> <li>• Push Frame (715004980) is required.</li> <li>• Push Frame Extension (715006257) is required for installation with the Front Rancher Bumper.</li> <li>• Winch and plow sold separately.</li> <li>• Not compatible with Apache Backcountry LT Track System.</li> </ul>	

NEW Plow Quick Adjust Blade Shoes	ProMount steel & Flex2 Blades 60" (all years), 66" & 72" (2025 & prior)	715009751
 <ul style="list-style-type: none"> <li>• Zinc-plated steel construction for corrosion resistance.</li> <li>• Easy and quick tool-free adjustment.</li> <li>• Pre-set adjustment for different heights.</li> <li>• Larger shoe diameter for greater ground contact.</li> <li>• Improved shoe design for better flotation.</li> </ul>		

Can-Am ProMount Edge Markers	G2, G2L, G2S	715004206
 <ul style="list-style-type: none"> <li>• Help locate the edges of your plow.</li> <li>• Height: 24" (60 cm).</li> <li>• Sold in pairs.</li> <li>• Compatible with Can-Am ProMount Steel and Flex2 Blades with or without Blade Extensions (except for the Can-Am ProMount Steel 54" (137 cm) Blades).</li> </ul>		



<b>Can-Am ProMount Drift Cutters</b>	G2, G2L, G2S	<b>715006258</b>
	<ul style="list-style-type: none"> <li>• Help keep snow in the plow.</li> <li>• Dimensions: 17" x 13" (43.2 cm x 33 cm).</li> <li>• Sold in pairs.</li> <li>• Compatible with Can-Am ProMount Steel and Flex2 Blades with or without Blade Extensions (except for the Can-Am ProMount Steel 54" (137 cm) Blades).</li> </ul>	
<b>Can-Am ProMount Curved Wear Blade</b>	G2, G2L, G2S	<b>715007791</b> • 60" (152 cm) <b>715007792</b> • 66" (168 cm)
	<ul style="list-style-type: none"> <li>• Wear blade designed with a folded back bottom lip.</li> <li>• The increased surface allows for less digging while plowing uneven surfaces.</li> <li>• Ideal for snow covered gravel, grass, paver stone and other soft surfaces.</li> </ul>	
<b>Can-Am ProMount Plastic Wear Blade</b>	G2, G2L, G2S	<b>715004480</b> • 54" (137 cm) <b>715004481</b> • 60" (152 cm) <b>715004482</b> • 66" (168 cm) <b>715004483</b> • 72" (183 cm)
	<ul style="list-style-type: none"> <li>• To help prevent scratches on smooth driveways and markable surfaces.</li> </ul>	
<b>Back Drag Blade</b>	ProMount Plows (60" and more)	<b>715007794</b>
	<ul style="list-style-type: none"> <li>• ¼ thick steel swivel scraper.</li> <li>• Lifts up when the vehicle is moving forward so as to not affect the scraping.</li> <li>• Increased capacity to pull snow.</li> <li>• More aggressive scraping in reverse mode.</li> <li>• Lifts the blade off the ground so that it scrapes evenly.</li> <li>• Adjustable in length for compatibility with 60", 66" and 72" blades.</li> <li>• Compatible with ProMount blades (Flex and Steel).</li> </ul>	
<b>Plow Roller Fairlead</b>	G2, G2L, G2S	<b>705009222</b>
	<ul style="list-style-type: none"> <li>• Larger diameter lower roller reduces wear on wire rope for plow application.</li> <li>• Can be used with all ProMount plows.</li> <li>• Included in Plow Mounting Plate Kit (715007751).</li> </ul>	
<b>Pulley Kit for Alpine Super-Duty Plow</b>	G2, G2L	<b>715000279</b>
	<ul style="list-style-type: none"> <li>• Pulley kit to be used in conjunction with the winch when using a snow plow.</li> <li>• Recommended to increase winch efficiency.</li> <li>• To be used with the XT Front Bumper.</li> </ul>	
<b>Synthetic Winch Cable for Plowing</b>		<b>715000540</b>
	<ul style="list-style-type: none"> <li>• Specially designed for plowing applications.</li> <li>• 8' (2.4 m) section of durable, extra-strong synthetic rope.</li> <li>• Stands up to repeated, sharp angle pulls used to lift heavy plow blades.</li> <li>• Temporarily replace your winch rope for plow season to save wear and tear on wire rope.</li> </ul>	
<b>Plow Limit Switch</b> (Not illustrated)	G2, G2L, G2S	<b>715006259</b>
<ul style="list-style-type: none"> <li>• For controlling the cable tension when over-raising your plow system.</li> <li>• Prevents winch, plow push frame and vehicle damage.</li> </ul>		

# G3, G3L ACCESSORIES

ATV Hero Units Packages	52
LinQ: Easy On, Easy Off Cargo	54
Cargo & Storage	65
Windshields	67
Handlebars & Mirrors	68
Skid Plates	70
Bumpers & Guards	72
Light & Electrical	73
Winches	76
Hitches	78
Performance	79
Covers & Add-Ons	80
Apache Track Systems	81
ProMount Plows	84








# LINQ SYSTEM

Your ATV is your workhorse and your ticket to adventure. Unlock its full potential with the LinQ system. Easily secure and unload your gear: no fuss, no tools, just ride.

## A NEW WAY TO LOCK IN

### LinQ SLIDING BASE

Available for the 2026 Outlander 6x6, the new Sliding LinQ Base features a two-part design: a low-profile mount plate stays out of the way, while the sliding base clips in instantly when you need it.



### LinQ SYSTEM

fits medium to heavy accessories with two base sizes: 16" bases for standard mounts and 36" bases that unlock optimal load capacity.

### LinQ LITE

is designed for compact, on-the-go storage (max. 4.5 lb (2 kg) per latch). It lets you mount accessories to rails or vertical surfaces.

# ATV HERO UNITS PACKAGES

## STEP 1 ESSENTIALS

PACKAGE	SKU DESCRIPTION	G3L/G3	G3L ELECTRIC	G3L 6X6 / G3 6X6
<b>Starter Essentials</b>	LinQ Tool kit	715006829	715006829	715006829
	LinQ Base Installation Kit or Sliding Base Installation Kit (Needed for the LinQ Tool kit)	860201806	860201806	715009123
	Fender Flares	715006336*		
	LinQ Lite Fender Rails	715009474	715009474	715009474
	Trailer Cover	715010578 / 715010579	715010578 / 715010579	

\* For non T Cat units you need to change the SKU to 715005349

+

## STEP 2 USAGES

PACKAGE	SKU DESCRIPTION	G3L/G3	G3L ELECTRIC	G3L 6X6 / G3 6X6
<b>Adventure (Excluding Xmr)</b>	LinQ Trunk Box	715009312 / 715009499	715009312	
	LinQ Fuel Caddy – 4 Gallons	860202246		860202246
	LinQ Base Installation Kit (Needed for the LinQ Fuel Caddy)	860201806		860201806
	High Windshield Kit **	715006480*	715006480*	715006480*
	3.5" (9 cm) LED Lights (2 X 14 W) LED Driving Lights	715009775	715009775	715009775
	Light Power Cable (Needed for the LED Lights)	715005353	715005353	715005353
	Aluminum Footpeg Kit	715008199	715008199	715008199
	Radiator Protector	715005333		715005333

\*For Backcountry & XT-P models you need to change the SKU to 715010902

\*\*In units not coming with Handguards will require the Handguards Frame Kit to install the Windshield

\*\*\*In DPS and 6x6 DPS units will require the installation of a Front bumper to fit the LED Lights

\*\*\*\*To complete the package we recommend the installation of the Rear Bumper if not coming with the unit and a Skid Plate Kit

OR

PACKAGE	SKU DESCRIPTION	G3L/G3	G3L ELECTRIC	G3L 6X6 / G3 6X6
<b>Utility/Farming (Excluding Xmr)</b>	LinQ Cargo Basket	715005274 / 715010173	715005274	715005274 / 715010173
	Tool Holder Bolt on (To be used in the LinQ Cargo Basket)	715008896	715008896	715008896
	LinQ Gear Grips	715005340	715005340	715005340
	Adjustable Adventure Low Windshield	715005860 / 715009219		715005860 / 715009219
	Console Extension	715005368 / 715009218		715005368 / 715009218
	Can-Am ProMount Push Frame with Quick-Attach System	715004980	715004980	715004980
	Can-Am ProMount Mounting Kit	715009483	715009483	715009483
	10" (25 cm) Double Stacked LED Light Bar (60 W)	715010065	715010065	715010065
	Light Power Cable (Needed for the LED Lights)	715005353	715005353	715005353

\*DPS and 6x6 DPS units will require the installation of a Front bumper to fit the LED Light Bar

\*\*DPS, Pro HD5 Base and 6x6 DPS units will require the installation of a Front Winch

\*\*\*To complete the package we recommend the installation of the Rear Bumper if not coming with the unit

OR

PACKAGE	SKU DESCRIPTION	G3L/G3	G3L ELECTRIC	G3L 6X6 / G3 6X6
<b>Forestry (Excluding Xmr)</b>	LinQ Chainsaw Holder	715004975	715004975	715004975
	LinQ Fuel Caddy – 4 Gallons	860202246	860202246	860202246
	LinQ Base Installation Kit (Needed for the LinQ Fuel Caddy)	860201806	860201806	860201806
	Large Cargo Box or LinQ Cargo Basket	715007001 / 715010173	715007001	
	Adventure High Windshield Hardcoated	715007268 / 715009458		715007268 / 715009458
	Console Extension	715005368 / 715009218		715005368 / 715009218
	Rear Winch	715010087		
	10" (25 cm) Double Stacked LED Light Bar (60 W)	715010065	715010065	715010065
	Light Power Cable (Needed for the LED Lights)	715005353	715005353	715005353

\*In DPS and 6x6 DPS units will require the installation of a Front bumper to fit the LED Light Bar.

\*\*DPS, Pro HD5 Base and 6x6 DPS units will require the installation of a Front Winch.

\*\*\*To complete the package we recommend the installation of the Rear Bumper and the XT Handguards if not coming with the unit.



# ATV HERO UNITS PACKAGES

## STEP 2 USAGES

OR

PACKAGE	SKU DESCRIPTION	G3L/G3	G3L ELECTRIC	G3L 6X6 / G3 6X6
<b>Hunting</b> (Excluding Xmr)	LinQ Gun Case	715009240	715009240	715009240
	LinQ Gun Case Mounting Kit - Fender Position	715006074	715006074	715006074
	LinQ Rack Extensions	715004954 / 715009281+715009475	715004954	715009281
	LinQ Gear Grips	715005340	715005340	715005340
	Rear Winch	715010087		
	Extra High Windshield Kit **	715006481*	715006481*	715006481*
	15" (38 cm) Double Stacked LED Light Bar (90 W)	715010066	715010066	715010066
	Light Power Cable (Needed for the LED Lights)	715005353	715005353	715005353

\*For Backcountry & XT-P models you need to change the SKU to 715010902

\*\*In units not coming with Handguards will require the Handguards Frame Kit to install the Windshield

\*\*\*In DPS and 6x6 DPS units will require the installation of a Front bumper to fit the LED Light Bar

\*\*\*\*DPS, Pro HD5 Base and 6x6 DPS units will require the installation of a Front Winch

\*\*\*\*\*To complete the package we recommend the installation of the Rear Bumper if not coming with the unit and a Skid Plate Kit

OR

PACKAGE	SKU DESCRIPTION	G3L/G3	G3L ELECTRIC	G3L 6X6 / G3 6X6
<b>Snow</b> (Excluding Xmr)	Apache XC Track Kit	715008664	715008664	
	Apache XC Track Kit Mounting Kit	715008264	715008264	
	Can-Am ProMount 60" (152 cm) Steel Plow Kit	715006203	715006203	715006203
	Adventure High Windshield Hardcoated	715007268 / 715009458		715007268 / 715009458
	Console Extension	715005368 / 715009218		715005368 / 715009218
	LinQ Trunk Box	715009471 / 715009472	715009471 / 715009472	
	LinQ Tool Holder	715007358	715007358	715007358
	Integrated Heated Grips & Thumb Throttle Combo	715009284	715009284	715009284
	Heated Passenger Grips & Visor Outlet	715005358	715005358	715005358
	Seat Heater	715007211*	715007211*	715007211*
	Heavy-Duty Seat Cover (Needed for the Seat Heater)	715008311 / 715008313*	715008311 / 715008313*	715008311 / 715008313*
	Adventure Side Wind Deflectors	715005862 / 715009462		715005862 / 715009462
	Passenger Wind Deflectors	715001669	715001669	715001669
	3.5" (9 cm) LED Lights (2 X 14 W) LED Flood Lights	715009774	715009774	715009774
	Light Power Cable (Needed for the LED Lights)	715005353	715005353	715005353

\*Fitting 1 up models and MAX without removable passenger seat

\*\*In DPS and 6x6 DPS units will require the installation of a Front bumper to fit the LED Lights

\*\*\*DPS, Pro HD5 Base and 6x6 DPS units will require the installation of a Front Winch

\*\*\*\*To complete the package we recommend the installation of the Rear Bumper and the Touring Handguards if not coming with the unit + a Skid Plate Kit

OR

PACKAGE	SKU DESCRIPTION	G3L/G3	G3L ELECTRIC	G3L 6X6 / G3 6X6
<b>Winter</b> (Excluding Xmr)	Integrated Heated Grips & Thumb Throttle Combo	715009284	715009284	715009284
	Adventure High Windshield Hardcoated	715007268 / 715009458		715007268 / 715009458
	Console Extension	715005368 / 715009218		715005368 / 715009218
	Seat Heater	715007211*	715007211*	715007211*
	Heavy-Duty Seat Cover (Needed for the Seat Heater)	715008311 / 715008313*	715008311 / 715008313*	715008311 / 715008313*
	Heated Passenger Grips & Visor Outlet	715005358	715005358	715005358
	Adventure Side Wind Deflectors	715005862 / 715009462		715005862 / 715009462
	Passenger Wind Deflectors	715001669	715001669	715001669

\*Fitting 1 up models and MAX without removable passenger seat

\*\*To complete the package we recommend the Touring Handguards if not coming with the unit

# LINQ ACCESSORIES: EASY ON, EASY OFF CARGO



- No tools needed: Quickly install and remove accessories by hand.
- Equip your Can-Am vehicle for specialized tasks in no time.
- Sturdy mounting system that holds up to the roughest terrain.

**G3**

G3		1	2	3	4	LinQ Can Stack on Top
LinQ ACCESSORIES WITH 16" BASE		Front Cargo Compartment	Front Rack	Rear Cargo Compartment	Rear Rack	
	<b>NEW LinQ Rigid Cooler (18 L)</b> 715010491	YES, with LinQ Base Installation Kit <b>860201806</b> Must be installed inside* the front cargo compartment	NO	YES, with LinQ Base Installation Kit <b>860201806</b>	NO	NO
	<b>LinQ Tool Box</b> 715008111	YES, with LinQ Base Installation Kit <b>860201806</b> Can be installed inside* or on the front cargo compartment.				
	<b>LinQ SR 5.5 Gal (21 L) Bag</b> 860202449	YES, with LinQ Base Installation Kit <b>860201806</b> Must be installed on the front cargo compartment lid only.				
	<b>LinQ 4.5 Gal (17 L) Sport Bag</b> 860202447	YES, with LinQ Base Installation Kit <b>860201806</b> Can be installed inside* or on the front cargo compartment.				
	<b>NEW LinQ 5.3 Gal (20 L) Semi-Rigid Cooler</b> 295101252					
	<b>LinQ 2.6 Gal (10 L) Modular Cargo Box</b> 715005494					YES
	<b>LinQ 5 Gal (20 L) Modular Cargo Box</b> 715007112					NO
	<b>LinQ 7.8 Gal (30 L) Modular Cargo Box</b> 715006830					NO
	<b>LinQ Tool Kit</b> 715006829	YES				
	<b>LinQ 10.6 Gal (40 L) Roll-Top Bag</b> 715008110	YES, with LinQ Base Installation Kit <b>860201806</b> Must be installed on the front cargo compartment lid only.				
	<b>LinQ Fuel Caddy - 4 Gallons</b> 860202246	YES, with LinQ Base Installation Kit <b>860201806</b> Must be installed inside* the front cargo compartment only.		NO		NO
	<b>LinQ Oil Caddy - 1 Gallon</b> 860202445					
	<b>LinQ Gun Case</b> 715009240	YES, with LinQ Base Installation Kit <b>860201806</b> Must be installed on the front cargo compartment lid.				
LinQ ACCESSORIES WITH 36" BASE		Front Cargo Compartment	Front Rack	Rear Cargo Compartment	Rear Rack	LinQ Can Stack on Top
	<b>LinQ Cargo Basket (90 L)</b> 715010173	NO	YES	NO	YES	NO
	<b>Front LinQ Cargo Box (90 L)</b> 715005272	YES			NO	
	<b>LinQ Cargo Box (53 L)</b> 715010172	NO	Yes, not fitting if a front windshield is installed		YES	YES
	<b>LinQ Low Profile Box (63 L)</b> 715007827					
	<b>LinQ Trunk Box (145 L)</b> 715009471		NO	YES, remove the rear rack for installation.	NO	
	<b>LinQ Trunk Box (87 L) - G3</b> 715009499			NO	YES	
	<b>LinQ 9.2 Gal (35 L) Cooler</b> 715006998		YES	NO	NO	
	<b>LinQ Gun Case</b> 715009240					
LinQ HOLDERS AND RACKS		Front Cargo Compartment	Front Rack	Rear Cargo Compartment	Rear Rack	LinQ Can Stack on Top
	<b>LinQ Gear Grips</b> 715005340	YES, with LinQ Base Installation Kit <b>860201806</b>	YES	YES, with LinQ Base Installation Kit <b>860201806</b>	YES	NO
	<b>LinQ Tool Holder</b> 715007358					
	<b>LinQ Chainsaw Holder</b> 715004975	YES	NO	NO	NO	
	<b>LinQ Front Rack Extension</b> 715009281	NO	YES			
	<b>LinQ Rear Rack Extension</b> 715009475		NO			

\*Removal of front cargo compartment lid is required.

# LINQ ACCESSORIES: EASY ON, EASY OFF CARGO



- No tools needed: Quickly install and remove accessories by hand.
- Equip your Can-Am vehicle for specialized tasks in no time.
- Sturdy mounting system that holds up to the roughest terrain.

**G3L**

G3L		1	2	3	4	LinQ Can Stack on Top
LinQ ACCESSORIES WITH 16" BASE		Front Cargo Compartment	Front Rack	Rear Cargo Compartment	Rear Rack	
	<b>NEW LinQ Rigid Cooler (18 L)</b> 715010491	YES, with LinQ Base Installation Kit <b>860201806</b> Must be installed inside* the front cargo compartment	NO	YES, with LinQ Base Installation Kit <b>860201806</b>	NO	NO
	<b>LinQ Tool Box</b> 715008111	YES, with LinQ Base Installation Kit <b>860201806</b> Can be installed inside* or on the front cargo compartment.				
	<b>LinQ SR 5.5 Gal (21 L) Bag</b> 860202449	YES, with LinQ Base Installation Kit <b>860201806</b> Must be installed on the front cargo compartment lid only.				
	<b>LinQ 4.5 Gal (17 L) Sport Bag</b> 860202447	YES, with LinQ Base Installation Kit <b>860201806</b> Can be installed inside* or on the front cargo compartment.				
	<b>NEW LinQ 5.3 Gal (20 L) Semi-Rigid Cooler</b> 295101252					
	<b>LinQ 2.6 Gal (10 L) Modular Cargo Box</b> 715005494					YES
	<b>LinQ 5 Gal (20 L) Modular Cargo Box</b> 715007112					
	<b>LinQ 7.8 Gal (30 L) Modular Cargo Box</b> 715006830					
	<b>LinQ Tool Kit</b> 715006829					
	<b>LinQ 10.6 Gal (40 L) Roll-Top Bag</b> 715008110	YES, with LinQ Base Installation Kit <b>860201806</b> Must be installed on the front cargo compartment lid only.				
	<b>LinQ Fuel Caddy - 4 Gallons</b> 860202246	YES, with LinQ Base Installation Kit <b>860201806</b> Must be installed inside* the front cargo compartment only.		NO	NO	
	<b>LinQ Oil Caddy - 1 Gallon</b> 860202445					
	<b>LinQ Gun Case</b> 715009240	YES, with LinQ Base Installation Kit <b>860201806</b> Must be installed on the front cargo compartment lid.				
LinQ ACCESSORIES WITH 36" BASE		Front Cargo Compartment	Front Rack	Rear Cargo Compartment	Rear Rack	LinQ Can Stack on Top
	<b>LinQ Large Cargo Box</b> 715007001	NO	NO	NO	YES	NO
	<b>LinQ Cargo Basket (90 L)</b> 715005274		YES			YES, not fitting if a front windshield is installed
	<b>LinQ Cargo Box (53 L)</b> 715006997					
	<b>LinQ Low Profile Box (63 L)</b> 715007827					
	<b>LinQ Cargo Box (90 L)</b> 715005272	YES	YES		NO	NO
	<b>LinQ Trunk Box (87 L) - G3L</b> 715009312	NO	NO		YES	
	<b>LinQ Trunk Box (145 L)</b> 715009471			YES, remove the rear rack for installation.	NO	YES
	<b>LinQ 9.2 Gal (35 L) Cooler</b> 715006998				NO	YES
	<b>LinQ Gun Case</b> 715009240			YES	NO	
LinQ HOLDERS AND RACKS		Front Cargo Compartment	Front Rack	Rear Cargo Compartment	Rear Rack	LinQ Can Stack on Top
	<b>LinQ Gear Grips</b> 715005340	YES, with LinQ Base Installation Kit <b>860201806</b>	YES	YES, with LinQ Base Installation Kit <b>860201806</b>	YES	NO
	<b>LinQ Tool Holder</b> 715007358					
	<b>LinQ Rack Extension</b> 715004954	NO	NO	NO	NO	
	<b>LinQ Chainsaw Holder</b> 715004975	YES				

\*Removal of front cargo compartment lid is required.

# LINQ ACCESSORIES: EASY ON, EASY OFF CARGO



- No tools needed: Quickly install and remove accessories by hand.
- Equip your Can-Am vehicle for specialized tasks in no time.
- Sturdy mounting system that holds up to the roughest terrain.

## G3 MAX

G3 MAX		1	2	3	4	LinQ Can Stack on Top
LinQ ACCESSORIES WITH 16" BASE		Front Cargo Compartment	Front Rack	Rear Cargo Compartment	Rear Rack	
	<b>NEW LinQ Rigid Cooler (18 L)</b> 715010491	YES, with LinQ Base Installation Kit <b>860201806</b> Must be installed inside* the front cargo compartment	NO	NO	NO	NO
	<b>LinQ Tool Box</b> 715008111	YES, with LinQ Base Installation Kit <b>860201806</b> Must be installed on the front cargo compartment lid only.				
	<b>LinQ SR 5.5 Gal (21 L) Bag</b> 860202449					
	<b>LinQ 4.5 Gal (17 L) Sport Bag</b> 860202447	YES, with LinQ Base Installation Kit <b>860201806</b> Can be installed inside* or on the front cargo compartment.		YES, with LinQ Base Installation Kit <b>860201806</b>		
	<b>NEW LinQ 5.3 Gal (20 L) Semi-Rigid Cooler</b> 295101252					
	<b>LinQ 2.6 Gal (10 L) Modular Cargo Box</b> 715005494			YES		
	<b>LinQ 5 Gal (20 L) Modular Cargo Box</b> 715007112				NO	
	<b>LinQ 7.8 Gal (30 L) Modular Cargo Box</b> 715006830					NO
	<b>LinQ Tool Kit</b> 715006829				YES	
	<b>LinQ 10.6 Gal (40 L) Roll-Top Bag</b> 715008110			YES, with LinQ Base Installation Kit <b>860201806</b> Must be installed on the front cargo compartment lid only.	NO	
	<b>LinQ Fuel Caddy - 4 Gallons</b> 860202246	YES, with LinQ Base Installation Kit <b>860201806</b> Must be installed inside* the front cargo compartment only.				
	<b>LinQ Oil Caddy - 1 Gallon</b> 860202445					
	<b>LinQ Gun Case</b> 715009240	YES, with LinQ Base Installation Kit <b>860201806</b> Must be installed on the front cargo compartment lid.				
LinQ ACCESSORIES WITH 36" BASE		Front Cargo Compartment	Front Rack	Rear Cargo Compartment	Rear Rack	LinQ Can Stack on Top
	<b>LinQ Cargo Basket (90 L)</b> 715010173	NO	YES	NO	YES	NO
	<b>Front LinQ Cargo Box (90 L)</b> 715005272	YES			NO	
	<b>LinQ Cargo Box (53 L)</b> 715010172	NO	YES, not fitting if a front windshield is installed		YES	YES
	<b>LinQ Low Profile Box (63 L)</b> 715007827			YES, not fitting if the passenger seat is installed		
	<b>LinQ Trunk Box (139 L)</b> 715009472		NO	YES, remove the rear rack for installation.	NO	NO
	<b>LinQ Trunk Box (87 L) - G3</b> 715009499			YES	YES	
	<b>LinQ 9.2 Gal (35 L) Cooler</b> 715006998			NO		
	<b>LinQ Gun Case</b> 715009240		YES	NO		
LinQ HOLDERS AND RACKS		Front Cargo Compartment	Front Rack	Rear Cargo Compartment	Rear Rack	LinQ Can Stack on Top
	<b>LinQ Gear Grips</b> 715005340	YES, with LinQ Base Installation Kit <b>860201806</b>	YES	YES, with LinQ Base Installation Kit <b>860201806</b>	YES	NO
	<b>LinQ Tool Holder</b> 715007358					
	<b>LinQ Chainsaw Holder</b> 715004975	YES	NO	NO	NO	NO
	<b>LinQ Front Rack Extension</b> 715009281	NO	YES		YES	
	<b>LinQ Rear Rack Extension</b> 715009475		NO			

\*Removal of front cargo compartment lid is required.



# LINQ ACCESSORIES: EASY ON, EASY OFF CARGO



- No tools needed: Quickly install and remove accessories by hand.
- Equip your Can-Am vehicle for specialized tasks in no time.
- Sturdy mounting system that holds up to the roughest terrain.

## G3L MAX

G3L MAX		1	2	3	4	LinQ Can Stack on Top
LinQ ACCESSORIES WITH 16" BASE		Front Cargo Compartment	Front Rack	Rear Cargo Compartment	Rear Rack	
	<b>NEW LinQ Rigid Cooler (18 L)</b> 715010491	YES, with LinQ Base Installation Kit <b>860201806</b> Must be installed inside* the front cargo compartment	NO	NO	NO	NO
	<b>LinQ Tool Box</b> 715008111	YES, with LinQ Base Installation Kit <b>860201806</b> Must be installed on the front cargo compartment lid only.				
	<b>LinQ SR 5.5 Gal (21 L) Bag</b> 860202449					
	<b>LinQ 4.5 Gal (17 L) Sport Bag</b> 860202447	YES, with LinQ Base Installation Kit <b>860201806</b>				
	<b>NEW LinQ 5.3 Gal (20 L) Semi-Rigid Cooler</b> 295101252	YES, with LinQ Base Installation Kit <b>860201806</b> Can be installed inside* or on the front cargo compartment.		YES		
	<b>LinQ 2.6 Gal (10 L) Modular Cargo Box</b> 715005494					
	<b>LinQ 5 Gal (20 L) Modular Cargo Box</b> 715007112				NO	
	<b>LinQ 7.8 Gal (30 L) Modular Cargo Box</b> 715006830				NO	
	<b>LinQ Tool Kit</b> 715006829			YES, with LinQ Base Installation Kit <b>860201806</b> Must be installed on the front cargo compartment lid only.	NO	YES
	<b>LinQ 10.6 Gal (40 L) Roll-Top Bag</b> 715008110	YES, with LinQ Base Installation Kit <b>860201806</b> Must be installed inside* the front cargo compartment only.		YES		
	<b>LinQ Fuel Caddy – 4 Gallons</b> 860202246	YES, with LinQ Base Installation Kit <b>860201806</b> Must be installed inside* the front cargo compartment only.		NO		
	<b>LinQ Oil Caddy – 1 Gallon</b> 860202445					
	<b>LinQ Gun Case</b> 715009240					
LinQ ACCESSORIES WITH 36" BASE		Front Cargo Compartment	Front Rack	Rear Cargo Compartment	Rear Rack	LinQ Can Stack on Top
	<b>LinQ Large Cargo Box</b> 715007001	NO	NO	NO	YES	NO
	<b>LinQ Cargo Basket (90 L)</b> 715005274		YES		NO	
	<b>LinQ Cargo Box (90L)</b> 715005272	YES	NO		YES	YES
	<b>LinQ Trunk Box (87 L) – G3L</b> 715009312	NO			YES	
	<b>LinQ Cargo Box (53 L)</b> 715006997			YES, not if a front windshield is installed	YES, remove the rear rack for installation.	NO
	<b>LinQ Low Profile Box (63 L)</b> 715007827		NO	YES		
	<b>LinQ Trunk Box (139 L)</b> 715009472		NO	YES		
	<b>LinQ 9.2 Gal (35 L) Cooler</b> 715006998		YES	NO	NO	
	<b>LinQ Gun Case</b> 715009240					
LinQ HOLDERS AND RACKS		Front Cargo Compartment	Front Rack	Rear Cargo Compartment	Rear Rack	LinQ Can Stack on Top
	<b>LinQ Gear Grips</b> 715005340	YES, with LinQ Base Installation Kit <b>860201806</b>	YES	YES, with LinQ Base Installation Kit <b>860201806</b>	YES	NO
	<b>LinQ Tool Holder</b> 715007358					
	<b>LinQ Rack Extension</b> 715004954	NO	NO	NO	NO	NO
	<b>LinQ Chainsaw Holder</b> 715004975	YES				

























\*Removal of front cargo compartment lid is required.

# LINQ ACCESSORIES: EASY ON, EASY OFF CARGO



- No tools needed: Quickly install and remove accessories by hand.
- Equip your Can-Am vehicle for specialized tasks in no time.
- Sturdy mounting system that holds up to the roughest terrain.

## 6X6

6X6	1	2	3	LinQ Can Stack on Top	
LinQ ACCESSORIES WITH 16" BASE	Front Cargo Compartment	Front Rack	Rear Cargo Bed		
 <b>NEW LinQ Rigid Cooler (18 L)</b> 715010491	YES, with LinQ Base Installation Kit <b>860201806</b> Must be installed inside* the front cargo compartment	NO	YES, with LinQ Sliding Base Installation Kit <b>715009123</b>	NO	
 <b>LinQ Tool Box</b> 715008111	YES, with LinQ Base Installation Kit <b>860201806</b> Must be installed on the front cargo compartment lid only.				YES
 <b>LinQ SR 5.5 Gal (21 L) Bag</b> 860202449	YES, with LinQ Base Installation Kit <b>860201806</b> Can be installed inside* or on the front cargo compartment.				
 <b>LinQ 4.5 Gal (17 L) Sport Bag</b> 860202447					
 <b>LinQ 2.6 Gal (10 L) Modular Cargo Box</b> 715005494					
 <b>LinQ 5 Gal (20 L) Modular Cargo Box</b> 715007112					
 <b>LinQ 7.8 Gal (30 L) Modular Cargo Box</b> 715006830					
 <b>LinQ Tool Kit</b> 715006829	YES				
 <b>LinQ 10.6 Gal (40 L) Roll-Top Bag</b> 715008110	YES, with LinQ Base Installation Kit <b>860201806</b> Must be installed on the front cargo compartment lid only.		NO		
 <b>NEW LinQ Fuel Caddy 5 Gallons</b> 715007822	NO			NO	
 <b>LinQ Fuel Caddy - 4 Gallons</b> 860202246	YES, with LinQ Base Installation Kit <b>860201806</b> Must be installed inside* the front cargo compartment only.				
 <b>LinQ Oil Caddy - 1 Gallon</b> 860202445					
 <b>LinQ Gun Case</b> 715004968					YES, with LinQ Base Installation Kit <b>860201806</b> Must be installed on the front cargo compartment lid.
LinQ ACCESSORIES WITH 36" BASE	Front Cargo Compartment	Front Rack	Rear Cargo Compartment		LinQ Can Stack on Top
 <b>LinQ Cargo Basket (90 L)</b> 715005274 or 715010173	NO	YES	Yes, with 2x LinQ Sliding Base Installation Kit <b>715009123</b> (only when the walls of the bed are removed)**	NO	
 <b>Front LinQ Cargo Box (90 L)</b> 715005272	YES				
 <b>LinQ Cargo Box (53 L)</b> 715006997 or 715010172	NO	Yes, not fitting if a front windshield is installed		YES	
 <b>LinQ Low Profile Box (63 L)</b> 715007827		NO		NO	
 <b>LinQ Trunk Box (87 L)</b> 715009499 or 715009312					
 <b>LinQ 9.2 Gal (35 L) Cooler</b> 715006998					
 <b>LinQ Gun Case</b> 715004968		YES	NO	NO	
LinQ HOLDERS AND RACKS	Front Cargo Compartment	Front Rack	Rear Cargo Compartment	LinQ Can Stack on Top	
 <b>LinQ Gear Grips</b> 715005340	YES, with LinQ Base Installation Kit <b>860201806</b>	YES	YES, with LinQ Sliding Base Installation Kit <b>715009123</b> or on rear bed box walls	NO	
 <b>LinQ Tool Holder</b> 715007358					
 <b>NEW LinQ Cargo Bed Rack</b> 715009336	NO	NO	YES	YES	
 <b>LinQ Chainsaw Holder</b> 715004975	YES		NO	NO	

\*Removal of front cargo compartment lid is required.

\*\*LinQ Low Profile (63 L) (715007828) is not compatible with Outlander 6x6 MAX.  
Can be installed in a 16" configuration only at the rear end of the cargo bed.

## LinQ ACCESSORIES WITH 16" BASE

### NEW LinQ Rigid Cooler (18 L)

G3, G3L

715010491



- Versatile LinQ 16" configuration fits many vehicles.
- Durable rotomolded rigid construction.
- Molded-in handles for quick installation and removal.
- High quality insulation for optimal ice retention.
- Sealed lid for airtight, weather-tight closure.
- Ergonomic and secure latch system offers excellent sealing.
- 4.7 US gal (18 L) capacity.

### NEW LinQ 5 US Gal (20 L) Fuel Caddy

G3 (6X6 models only)  
G3L (6X6 models only)

715007822



- Quick, easy and secure LinQ system installation.
- Spill-free spout for easy use.
- 5 US gal (20 L) capacity.
- Meets new Flame Mitigation Device (FMD) standard.
- Dimensions: 12" L x 19" W x 12" H.
- Compatible only if installed below the LinQ Cargo Bed Rack (715009336).
- Check local regulations regarding fuel transportation

### LinQ Fuel Caddy – 4 Gallons

G3 (except X mr models)  
G3L (except X mr models)

860202246



- Quick, easy and secure installation with LinQ system.
- No-spill spout for easy use.
- 3.7 US gallon (14 L) capacity.
- Meets the new latest Flame Mitigation Device (FMD) standard.
- No LinQ 16" accessories can be stacked on the LinQ 4-Gallon Fuel Caddy.
- Can't be installed on the rear lid due to weight limitation.
- See table for installation location and requirements.
- Check local regulations regarding fuel transportation

### LinQ Oil Caddy – 1 Gallon

G3 (except X mr models)  
G3L (except X mr models)

860202445



- 1 US gallon (3.78 L) capacity.
- No LinQ 16" accessories can be stacked on the LinQ 1-Gallon Oil Caddy.
- Can't be installed on the rear lid due to weight limitation.
- See table for installation location and requirements.

### LinQ Chainsaw Holder

G3 (except X mr models)  
G3L (except X mr models)

715004975



- This system installs a chainsaw vertically to save space on the rack and serves as a scabbard for storage.
- Pinch the blade for a solid and quick fix.
- Compatible with the majority of chainsaws available on the market as most blades go up to 18".
- Compatible with all 16" LinQ accessories that fit in the front cargo compartment.
- Allows installation of the LinQ Tool Holder.
- Not compatible with the LinQ Rack Extension when installed on the front rack of the vehicle.

### LinQ Modular Box

G3, G3L

715005494 • (10 L)  
715007112 • (20 L)  
715006830 • (30 L)



- Allows stacking of other modular boxes to always have the right gear accessible.
- Always have the right box size to fit everything.
- Can be installed on any LinQ Base with a 16" width.
- See table for installation location and requirements.
- Can't be installed on the rear lid due to weight limitation.


### Thermal Insert for LinQ Modular Box (10 L)


G3, G3L


219401110





- Insulated liner.
- Fits very well in the LinQ Modular Box (10 L).
- Can contain seven 355 ml cans.
- Keeps ice cold for one day.
- Interior dimensions: 9" L x 17" W x 2½" H.


LinQ Tool Kit	G3, G3L	715006829
 <ul style="list-style-type: none"> <li>Includes:</li> <li>- Cutter pliers</li> <li>- Long-nose pliers</li> <li>- Locking pliers</li> <li>- Ratchet wrench 3/8" drive</li> <li>- 6" ratchet extension</li> <li>- Integrated CVT belt storage location (belt not included)</li> </ul>	<ul style="list-style-type: none"> <li>- Long-socket 19 mm 3/8" drive - 6 pts</li> <li>- Socket 18 mm 3/8" drive</li> <li>- Long-socket 17 mm 3/8" drive - 6 pts</li> <li>- Socket 15 mm 3/8" drive</li> <li>- Socket 13 mm 3/8" drive</li> <li>- Socket 10 mm 3/8" drive</li> <li>- Socket 8 mm 3/8" drive</li> </ul>	<ul style="list-style-type: none"> <li>- Socket Torx T40 3/8" drive</li> <li>- Socket Torx T30 3/8" drive</li> <li>- Socket Torx T20 3/8" drive</li> <li>- Breaker bar 3/8" drive</li> <li>- Combination Wrench set:</li> <li>- Wrench 19 mm</li> <li>- Wrench 18 mm</li> <li>- Wrench 15 mm</li> <li>- Wrench 13 mm</li> <li>- Wrench 10 mm</li> <li>- Wrench 8 mm</li> <li>- See table for installation location and requirements.</li> </ul>

LinQ Tool Box	G3, G3L	715008111
 <ul style="list-style-type: none"> <li>High precision injected HDPE construction provides rigidity and durability.</li> <li>5 gal (19 L) maximum capacity.</li> <li>Weather-resistant, sealed and lockable cover.</li> <li>Easy one-second on/off tool-less system.</li> <li>All the benefits of LinQ – simple, fast and secure.</li> <li>See table for installation location and requirements.</li> </ul> <p><i>Installation of some accessories shown may impact vehicle compliance with some regulations. Consult your local dealer for information.</i></p>		


LinQ 10.6 Gal (40 L) Roll-Top Bag	G3, G3L	715008110
 <ul style="list-style-type: none"> <li>Fully waterproof roll-top dry bag will securely store and confine your equipment.</li> <li>LinQ mounted using heavy-duty rigid plastic base.</li> <li>High capacity storage solution 10.6 gal (40 L).</li> <li>Bottom foam liner for additional equipment protection.</li> </ul>		<ul style="list-style-type: none"> <li>Integrated handle for easy transportation on/off the vehicle.</li> <li>Marinized for salt water purposes.</li> <li>Dimensions: 14" L x 19" W x adjustable H.</li> <li>See table for installation location and requirements.</li> </ul>


SR 5.5 Gal (21 L) LinQ Bag	G3, G3L	860202449
 <ul style="list-style-type: none"> <li>Semi-rigid expandable bag.</li> <li>5.5 gal (21 L) capacity.</li> <li>See table for installation location and requirements.</li> </ul>		

LinQ 4.5 Gal (17 L) Sport Bag	G3, G3L	860202447
 <ul style="list-style-type: none"> <li>All the benefits of LinQ – simple, fast and secure.</li> <li>17 liter (4.5 US gallon) capacity.</li> <li>Thermoformed bag base in HDPE (High Density Polyethylene) providing rigidity and durability.</li> </ul>		<ul style="list-style-type: none"> <li>Rigid bottom, semi-rigid top.</li> <li>Easy one-second on/off tool-less system.</li> <li>See table for installation location and requirements</li> </ul>

<b>NEW</b> LinQ 5.3 US Gal (20 L) Semi-Rigid Cooler	G3, G3L	295101252
 <ul style="list-style-type: none"> <li>5.3 US gal (20 L) of insulated, water-resistant capacity.</li> <li>Quick, easy and secure LinQ system installation.</li> <li>Attaches with one set of LinQ Fasteners.</li> <li>Single day use soft cooler.</li> <li>Mesh pocket on top of the lid.</li> </ul>		<ul style="list-style-type: none"> <li>Zippered pocket under the lid for quick and easy access.</li> <li>Removable interior for easy cleaning.</li> <li>Carry handles for easy transport.</li> <li>Can contain twelve 355 ml cans.</li> <li>Dimensions: 19" L x 13" W x 10" H.</li> </ul>

## LinQ ACCESSORIES WITH 36" BASE

LinQ Trunk Box (145 L)	G3 (except MAX models) G3L (except MAX models)	715009471
 <ul style="list-style-type: none"> <li>Polyethylene Trunk Box replacing the rear rack for perfect integration and to increase cargo capacity.</li> <li>Storage capacity of 31 gal (145 L).</li> <li>Easy to install and remove with the LinQ system.</li> <li>LinQ anchors must be installed in the rear cargo compartment (4 LinQ anchors included).</li> </ul>		<ul style="list-style-type: none"> <li>Possibility to install LinQ 16" accessories on the cover to increase the cargo capacity.</li> <li>New ergonomic and resistant latch system offers excellent sealing.</li> <li>Ability to install LinQ Tool Holders (715008896) on the box.</li> <li>Lockable with a lock on the front of the box (two keys included).</li> </ul>

<b>NEW</b> Rear Cargo Box Divider (145 L)	G3 (except MAX & 6X6 models) G3L (except MAX & 6X6 models)	715010103
 <ul style="list-style-type: none"> <li>Easy installation thanks to hook-and-loop fasteners.</li> <li>Includes left and right divider.</li> <li>Mesures 7" (176 mm).</li> <li>It is installed at a specific point in the cargo box to divide it neatly into 3 similar sections.</li> <li>Requires LinQ 31 US Gal (145 L) Trunk Box (715009471).</li> </ul>		



LinQ Trunk Box (139 L)	G3 (MAX models only) G3L (MAX models only)	715009472
	<ul style="list-style-type: none"> <li>• Polyethylene Trunk Box replacing the rear rack for perfect integration and to increase cargo capacity.</li> <li>• Storage capacity of 30 gal (139 L).</li> <li>• Easy to install and remove with the LinQ system.</li> <li>• LinQ anchors must be installed in the rear cargo compartment (4 LinQ anchors included).</li> <li>• Compatible with the passenger seat.</li> </ul>	<ul style="list-style-type: none"> <li>• New ergonomic and resistant latch system offers excellent sealing.</li> <li>• Ability to install LinQ Tool Holders (715008896) on the box.</li> <li>• Lockable with a lock on the front of the box (two keys included).</li> </ul>
<b>NEW</b> Rear Cargo Box Divider (139 L)	G3 (MAX models only) G3L (MAX models only)	715010111
	<ul style="list-style-type: none"> <li>• Easy installation thanks to hook-and-loop fasteners.</li> <li>• Includes left and right divider.</li> <li>• Measures 9.5" (248 mm).</li> <li>• It is installed at a specific point in the cargo box to divide it neatly into 3 similar sections.</li> <li>• Requires LinQ 30 US Gal (139 L) Trunk Box (715009472).</li> </ul>	
LinQ Trunk Box (87 L) – G3L	G3L	715009312
	<ul style="list-style-type: none"> <li>• Weatherproof polyethylene rear cargo box.</li> <li>• Can be installed on the rear rack only.</li> <li>• Storage capacity of 23 gal (87 L).</li> <li>• Optimized shape of the cargo box base fits the G2L rear rack perfectly.</li> <li>• Lockable with a lock on the front of the box (2 keys included).</li> <li>• Easy to install, easy to remove using the LinQ system.</li> </ul>	<ul style="list-style-type: none"> <li>• Installation in LinQ 36" configuration.</li> <li>• Compatible with the passenger seat.</li> <li>• Ability to install LinQ Tool Holders (715008896) on the box.</li> <li>• Up to 3 LinQ Lite Multi Holders (715008087) can be installed to add LinQ Lite accessories to your cargo box.</li> <li>• See table for installation location and requirements.</li> </ul>
LinQ Trunk Box (87 L) – G3	G3	715009499
	<ul style="list-style-type: none"> <li>• Weatherproof polyethylene rear cargo box.</li> <li>• Can be installed on the rear rack only.</li> <li>• Storage capacity of 23 gal (87 L).</li> <li>• Optimized shape of the cargo box base to fit the G3L rear rack perfectly.</li> <li>• Lockable with a lock on the front of the box (2 keys included).</li> </ul>	<ul style="list-style-type: none"> <li>• Easy to install, easy to remove using the LinQ system.</li> <li>• Installation in LinQ 36" configuration.</li> <li>• Compatible with the passenger seat.</li> <li>• Ability to install Tool Holders (715008896) on the box.</li> <li>• Up to 3 LinQ Lite Multi Holders (715008087) can be installed to add LinQ Lite accessories to your cargo box.</li> <li>• See table for installation location and requirements.</li> </ul>
LinQ Cargo Box (90 L)	G3 (except X mr models) G3L (except X mr models)	715005272
	<ul style="list-style-type: none"> <li>• Made of polyethylene.</li> <li>• Storage capacity of 23 gal (90 L).</li> <li>• Can be installed on the front rack only.</li> <li>• Easy to install, easy to remove using the LinQ system.</li> <li>• Need to remove the front DropDown cover for optimal capacity.</li> <li>• Lockable with a lock on the front of the box (2 keys included).</li> </ul>	
LinQ Cargo Box (53 L)	G3 G3L	715010172 715006997
	<ul style="list-style-type: none"> <li>• Made of polyethylene.</li> <li>• Storage capacity of 14 gal (53 L).</li> <li>• Easy to install and remove with the LinQ system.</li> <li>• Can be installed on the front or rear racks.</li> <li>• New ergonomic and resistant latch system offers excellent sealing.</li> </ul>	<ul style="list-style-type: none"> <li>• Possibility to install LinQ 16" accessories on the cover and increase the cargo capacity.</li> <li>• Ability to install LinQ Tool Holders (715008896) on the box.</li> <li>• Lockable with a lock on the front of the box (two keys included).</li> <li>• See table for installation location and requirements.</li> </ul>
LinQ Low Profile Box (63 L)	G3, G3L	715007827
	<ul style="list-style-type: none"> <li>• Made of impact-resistant injected polypropylene and weatherproof, this box has a storage capacity of 16.6 gal (63 L).</li> <li>• LinQ-mounted for efficient and secure storage, it is locked in place with only a quarter turn. Easy to install, easy to remove using the LinQ system.</li> <li>• Can be installed in a 36" configuration only.</li> <li>• LinQ 16" accessories can be installed on the cover to increase cargo capacity.</li> </ul>	<ul style="list-style-type: none"> <li>• Easily carried with the rigid handle. The anti-vibration system prevents the handle from moving while riding.</li> <li>• Support feet at hinge level so the box can stand on its own.</li> <li>• The compact design allows for maximum rear field of vision.</li> <li>• Features a lock on the front of the box (two keys included).</li> <li>• See table for installation location and requirements.</li> </ul>

<b>LinQ Cargo Basket (90 L)</b>	G3	<b>715010173</b>
	G3L	<b>715005274</b>

- Made of polyethylene.
- Storage capacity of 23 gal (90 L).
- Easy to install and remove with the LinQ system.
- Can be installed on the front or rear racks.
- Six handles on the contour to easily install bungee cords.
- Ability to install LinQ Tool Holders (715008896) on the basket.
- See table for installation location and requirements.

<b>Large Cargo Box</b>	G3L	<b>715007001</b>
------------------------	-----	------------------

- Rear bed to carry large items.
- Anchor points (D-ring), LinQ fixtures for tool holder, and marks to allow the installation of a 16" accessory.
- Also has a mat for the floor and slot to enable the installation of a divider and a slot for a divider to close the recess on the rear vertical lip.
- It is installed on ATV platforms through the LinQ system and hooks for easy installation and removal.

*Installation of some accessories shown may impact vehicle compliance with some regulations. Consult your local dealer for information.*

<b>LinQ 9.2 Gal (35 L) Cooler</b>	G3, G3L	<b>715006998</b>
-----------------------------------	---------	------------------

- LinQ-mounted for efficient and secure storage, locked in place with only a quarter turn.
- Easy to install, easy to remove using the LinQ system.
- Installation in LinQ 36" configuration.
- Made of polyethylene for exceptional rigidity and durability.
- Storage capacity of 9.2 gal (35 L).
- Lock the cooler on the vehicle using the LinQ Lock (860201968).
- Premium-quality foam insulation for optimal ice retention.
- Molded-in handles for quick installation and removal.
- Option to add LinQ Lite Multi Holder (5 LinQ Lite) (715008087) on the side and at the rear of the cooler.
- A dry basket is included to protect your food from water.
- Drain plug at the bottom to get rid of excess water.
- The new ergonomic and resistant latch system ensures the top is tightly sealed.
- Innovative way to hold 12 cans (355 ml).
- Cannot be installed on the front rack.
- See table for installation location and requirements.

## LinQ LITE ACCESSORIES

<b>NEW LinQ Lite Multi Holder (Front Fenders)</b>	G3, G3L	<b>715009474</b>
---	---------	------------------

- Allows for installation of select LinQ Lite accessories on the front fenders.
- Three LinQ Lite mounting points allow for versatile storage/hanging options.
- Holds up to two LinQ Lite Cupholders (715007804) or a single LinQ Lite Fender Bag (715009280).
- Finished, robust style.
- Includes necessary installation hardware.
- Sold as a pair.

<b>NEW LinQ Lite Multi Holder</b>	G3 (6x6 models only, except MAX models) G3L (6x6 models only, except MAX models)	<b>295100977</b>
-----------------------------------	---	------------------


- Allows for installation of select LinQ Lite accessories.
- Capable of mounting on any flat surface such as garage walls for easy accessory storage.
- Five LinQ Lite mounting points allow for versatile storage/hanging options.
- Finished, robust style.
- Includes necessary installation hardware.
- Required to install LinQ Lite Bag (10 L) (715009132).


<b>NEW LinQ Lite Fender Bag</b>	G3, G3L	<b>715009280</b>
---------------------------------	---------	------------------


- Provides 5 liters of extra storage space for tools, accessories, or personal items.
- Constructed using high-durability materials designed for enhanced resistance to variable weather conditions.
- Designed to fit on the Outlander fender, it attaches securely with the LinQ Lite Rail.
- Features a zippered pocket and magnetic lid for secure closure.
- Includes an interior mesh pocket, perfect for organizing your essentials.
- Front mesh pocket provides convenient access to frequently used items.
- Requires LinQ Lite Multi Holder (715009474) for installation.

<b>NEW LinQ Lite Bag (10 L)</b>	G3, G3L	<b>715009132</b>
---------------------------------	---------	------------------


- Provides 10 liters of extra storage space for tools, accessories, or personal items.
- Constructed using high-durability materials for enhanced resistance to variable weather conditions.
- Shoulder strap included for easy transport.
- Features a zippered pocket and magnetic lid for secure closure.
- The yellow interior helps you find what you're looking for in seconds.
- Includes an interior mesh pocket, perfect for organizing your essentials.
- Side mesh pocket on each side provides convenient access to frequently used items.
- You can install it on several of our LinQ Cargo Boxes with the LinQ Lite Multi Holder (715008087).
- It can fit on the LinQ Trunk Box (87 L) (715009312 or 715009499) or on the LinQ 9.2 Gal (35 L) Cooler (715006998).
- Requires the LinQ Lite Multi Holder (715008087) for installation or the LinQ Lite Multi Holder (295100977) if installed on the 6X6 bed wall (except G3L 6X6 MAX).


<b>NEW LinQ Lite Cup Holder</b>	G3, G3L	<b>715009406</b>
	<ul style="list-style-type: none"> <li>• Keep your beverage within reach.</li> <li>• Flexible fins adjust to various beverage container sizes to hold most securely.</li> <li>• No permanent installation point means you're free to move it almost anywhere.</li> <li>• Tool-less placement, easy to move from place to place.</li> <li>• Requires LinQ Lite Multi Holder (715008087) for installation on cargo box or (715009474) for installation on fender.</li> </ul>	


<b>NEW LinQ Lite Cargo Box Multi Holder</b>	G3, G3L	<b>715008087</b>
	<ul style="list-style-type: none"> <li>• Allows for installation of select LinQ Lite accessories.</li> <li>• Five LinQ Lite mounting points allow for versatile storage/hanging options.</li> <li>• Finished, robust style.</li> <li>• Includes necessary installation hardware.</li> <li>• You can install it on several of our LinQ Cargo Boxes and have as many as three on one box.</li> <li>• It can fit on the LinQ Trunk Box (87 L) (715009312 or 715009499) or on the LinQ 9.2 Gal (35 L) Cooler (715006998).</li> <li>• Holds up to three LinQ Lite Cup Holders (715009406).</li> </ul>	


<b>NEW LinQ Lite Multipurpose Bag</b>	G3, G3L	<b>295101154</b>
	<ul style="list-style-type: none"> <li>• Perfect add-on to store and organize your equipment or store other items like sunscreen, cellphone, sunglasses and more.</li> <li>• Tool-less installation in seconds with LinQ Lite clip-in system.</li> <li>• Five external pockets for fast access to small necessities.</li> <li>• Features one zippered opening.</li> <li>• Dimensions: 16" L x 3.5" W x 10.5" H.</li> <li>• Requires LinQ Lite Multi Holder (715008087) for installation.</li> </ul>	







## LinQ RACKS & HOLDERS

<b>NEW LinQ Cargo Bed Rack</b>	G3 (6x6 models only) G3L (6x6 models only)	<b>715009336</b>
	<ul style="list-style-type: none"> <li>• Strong, durable steel rack.</li> <li>• Easy and tool-less installation thanks to the LinQ System.</li> <li>• Allows the installation of 16" LinQ accessories with LinQ Sliding Base Kit included.</li> <li>• 36" LinQ anchors integrated into the rack.</li> <li>• Can be positioned in the front, middle or rear of the cargo bed.</li> <li>• Up to 2 racks can be installed at the same time (front &amp; rear position).</li> <li>• Allows multi-level storage on cargo bed.</li> <li>• Provides more usable space in the cargo box.</li> <li>• The clearance under the rack is 11.5" (294 mm).</li> <li>• 4 Tool Holder Bolt-On (715008896) can be installed on each side for a total of 8.</li> <li>• Required to install the LinQ Fuel Caddy 5 US Gal (20 L) (715007822). The Fuel Caddy must be installed below the LinQ Cargo Bed Rack.</li> </ul>	



<b>NEW X mr Rear Rack</b>	G3	<b>715010217</b>
	<ul style="list-style-type: none"> <li>• Black polypropylene glass-filled rear rack replacing the actual rack.</li> <li>• LinQ 36" anchors integrated.</li> <li>• Possibility to install LinQ 16" accessories into the dropdown to increase the cargo capacity (requires LinQ Base Installation Kit).</li> <li>• The rack features six handles crafted with precision.</li> <li>• Textured area for foot grip.</li> </ul> <p><i>Installation of some accessories shown may impact vehicle compliance with some regulations. Consult your local dealer for information.</i></p>	

<b>LinQ Rack Extension</b>	G3L (Except 6x6 models)	<b>715004954</b>
	<ul style="list-style-type: none"> <li>• Easy to install and remove with the LinQ system.</li> <li>• Fits front or rear of the vehicle.</li> <li>• Provides tie-down points to secure cargo on racks.</li> <li>• Made of steel with anti-corrosion coating and durable powder-coat finish.</li> <li>• Height of 7".</li> </ul>	

<b>LinQ Front Rack Extension</b>	G3 (except X mr models)	<b>715009281</b>
	<ul style="list-style-type: none"> <li>• Easy to install and remove with the LinQ system.</li> <li>• Fits front of the vehicle only.</li> <li>• Provides tie-down points to secure cargo on racks.</li> <li>• Made of aluminum with durable powder-coat finish.</li> <li>• Height of 5".</li> </ul>	

<b>LinQ Rear Rack Extension</b>	G3 (except X mr & 6X6 models)	<b>715009475</b>
	<ul style="list-style-type: none"> <li>• Easy to install and remove with the LinQ system.</li> <li>• Fits rear of the vehicle only.</li> <li>• Provides tie-down points to secure cargo on racks.</li> <li>• Made of aluminum with durable powder-coat finish.</li> <li>• Height of 7".</li> </ul>	
<b>LinQ Tool Holder</b>	G3, G3L	<b>715007358</b>
	<ul style="list-style-type: none"> <li>• Ultra-versatile tool holder.</li> <li>• Convenient swivel-latch allows tools to be stored in any orientation.</li> <li>• Sold in pairs.</li> </ul>	
<b>LinQ Gear Grips</b>	G3, G3L	<b>715005340</b>
	<ul style="list-style-type: none"> <li>• Durable and flexible grips provide a custom fit for a variety of items from 1" to 4" (2.5 cm to 10 cm) in diameter.</li> <li>• Heavy-duty design for carrying bows, fishing poles, rakes, farm tools and more.</li> <li>• Quick-release button opens grip quickly for easy access to gear.</li> <li>• Heavy-duty base system built for the toughest adventures.</li> <li>• Make transporting your tools a snap by combining the Gear Grips with the LinQ system.</li> <li>• 360° orientation.</li> <li>• Sold in pairs.</li> </ul>	
<b>Gear Grips</b>	G3L	<b>715001421</b>
	<ul style="list-style-type: none"> <li>• Durable, flexible grips cushion and protect while providing a custom fit for a variety of items from 1" to 4" (2.5 cm to 10 cm) in diameter.</li> <li>• Heavy-duty design for carrying bows, fishing poles, rakes, farm tools and more.</li> <li>• Quick-release button opens grip quickly for easy access to gear.</li> <li>• Heavy-duty base system built for the toughest adventures.</li> <li>• Easy installation on tubular racks, extension racks, brackets or bumpers.</li> <li>• Sold in pairs.</li> </ul>	
<b>LinQ Gun Case</b>	G3, G3L	<b>715009240</b>
	<ul style="list-style-type: none"> <li>• The practical design lets riders store shotguns and rifles up to 52" (132 cm), even with most optic configurations.</li> <li>• Adapts to different weapon shapes and features with foam cushions that can be repositioned.</li> <li>• The Gun Case is LinQ-mounted for efficient and secure storage, and is locked in place with only a quarter turn.</li> <li>• The LinQ Gun Case must be installed on the front compartment lid using the LinQ Base Installation Kit (860201806), on the Front Rack or on the fender position using the LinQ Gun Case Mounting Kit (715006074).</li> <li>• Can't be installed on the rear lid due to weight limitation.</li> </ul>	
<b>LinQ Gun Case Mounting Kit – Fender Position</b>	G3, G3L	<b>715006074</b>
	<ul style="list-style-type: none"> <li>• This kit is required to install the LinQ Gun Case on the fender position.</li> <li>• Installs on the right side of the vehicle, and the safety system allows the driver or passenger to quickly exit the vehicle.</li> <li>• The low-profile mounting system can be left on the vehicle year-round and doesn't get in the way when the Gun Case is not installed.</li> </ul>	

## HOLDERS

<b>NEW Tie-Down Anchors</b>	G3 (6x6 models only) G3L (6x6 models only)	<b>715010487</b>
	<ul style="list-style-type: none"> <li>• Made of high-strength cast aluminum.</li> <li>• Coated with corrosion resistant black coating.</li> <li>• Add extra points on the wall of the cargo bed for tying down cargo in the back of your vehicle.</li> <li>• Includes 4 pieces.</li> </ul>	
<b>Tool Holder Bolt-On</b>	G3, G3L	<b>715008896</b>
	<ul style="list-style-type: none"> <li>• Tool Holder is made to fit the LinQ Cargo Basket (90 L) (715005274), LinQ Cargo Box (53 L) (715006997), LinQ Trunk Box (139 L) (715006097 &amp; 715009472), LinQ Cargo Bed Rack (715009336), and LinQ Trunk Box (145 L) (715005273 &amp; 715009471).</li> <li>• Convenient swivel-latch allows tools of all shapes to be stored in the proper orientation.</li> <li>• Sold in pairs.</li> <li>• Several degrees of adjustment.</li> </ul>	

## Multi-Fit Holder

G3L

715002354 • Single

715001945 • Double



- Open U-shaped bracket for carrying tools (shovel, axe) and hunting weapons (rifle, bow) that are safely secured, but easily accessible.
- Easy installation on tubular rack, extension racks, basket or bumpers.
- Sold in pairs.

## LinQ MOUNTING

### NEW LinQ Sliding Base Installation Kit

G3 (6x6 models only)

G3L (6x6 models only)

715009123



- This LinQ Sliding Base Installation Kit comes in 2 parts.
- The first part, the LinQ Sliding Mount Plate, can stay on your vehicle at all times without interfering with loading, thanks to its flat design.
- When you need the second part, the LinQ Sliding Base, you can simply clip it in in less than 2 seconds.
- The LinQ Sliding base is therefore non-permanent, easy to remove, and you can easily play with and swap anchors.
- Sold as a pair.
- Includes LinQ Sliding Mount Plate, LinQ Sliding Base, and hardware.

### LinQ Base Installation Kit

G3, G3L

860201806



- Unique mounting fastener usable on any LinQ system accessory.
- Included: 2 cargo LinQ bases and hardware.

### LinQ Base

G3L

715002350



- Made of polypropylene glass fiber.
- Allows you to install LinQ accessories.
- Sold in pack of 4.

# CARGO & STORAGE

### LinQ Replacement Parts

715010798



- Unique mounting fastener usable on any LinQ system accessory.
- Tool-less installation and removal.
- Sold in pairs.

### LinQ Lock

G3, G3L

860201968



- Simple way to securely lock most LinQ accessories.
- Lock cover protects lock from the elements.
- Corrosion resistant.
- Pack of 1, includes 2 keys.
- Not compatible with LinQ 4.2 US Gal (16 L) Cooler, LinQ Tool Box, LinQ Tool Holder or LinQ Gear Grips.

### Soft Storage Bag (70 L)

G3L

715007002



- Carry your gear in a weatherproof bag.
- Soft bag with a storage capacity of 18.5 gal (70 L) designed to maximize space in the front or rear of the vehicle.
- 3-compartment bag with removable dividers.
- Easy to install with strap system.
- X mr models: Fits on rear rack only.



# CHOOSE THE RIGHT MOUNTING STYLE

Windshields do more than block wind—they cut fatigue, improve comfort, and keep debris out of the zone. Outlander G3 and G3L models offer two smart mounting styles built to match different ride preferences and functional needs.



## HANDLEBAR-MOUNTED

Quick to install, these windshields move with the handlebars for dynamic coverage that tracks with every turn. A flexible, straightforward option for wind protection on the go.

## CONSOLE-MOUNTED

They stay fixed to the frame for stable, consistent protection from wind and debris, no matter how you steer. Plus, since they're not mounted on the handlebars, they won't affect handling or control.



# WINDSHIELDS

## Adventure Side Wind Deflectors

G3L (except X mr and Electric models)

715005862



- Side Wind Deflectors for additional wind protection.
- Easy installation.
- Console Extension (715005368) is required for installation.
- Works with Adventure Windshields (715005860, 715005377, 715007268).
- Not compatible with Integrated Audio System (715005354).
- T Category Approved

## Adventure High Windshield – Hardcoated

G3L (except X mr and Electric models)

715007268



- Adventure windshield with three-position adjustable height.
- 14" (36 cm) high to protect against wind and winter weather.
- Made of injected polycarbonate with a thickness of  $\frac{5}{32}$ " (4 mm) with ultra-resistant Quantum<sup>+</sup> coating.
- Provides excellent optical clarity and better abrasion resistance.
- Console Extension (715005368) is required for installation.
- Side Wind Deflectors (715005862) available for added protection.

*Installation of some accessories shown may impact vehicle compliance with some regulations. Consult your local dealer for information.*

## Adventure High Windshield

G3L (except X mr and Electric models)

715005377



- Adventure windshield with three-position adjustable height.
- 14" (36 cm) high to protect against wind and weather.
- Made of injected polycarbonate with a thickness of  $\frac{5}{32}$ " (4 mm).
- Console Extension (715005368) is required for installation.
- Side Wind Deflectors (715005862) available for added protection.

*Installation of some accessories shown may impact vehicle compliance with some regulations. Consult your local dealer for information.*

## Adventure Low Windshield

G3L (except X mr and Electric models)

715005860



- Adventure windshield with three-position adjustable height.
- 10 in. (25 cm) high for wind protection.
- Made of injected polycarbonate with a thickness of  $\frac{5}{32}$ " (4 mm).
- Console Extension (715005368) is required for installation.
- Side Wind Deflectors (715005862) available for added protection.

*Installation of some accessories shown may impact vehicle compliance with some regulations. Consult your local dealer for information.*

## Console Extension

G3 (except X mr models)

715009218



- Integrated storage compartment (2 L) with magnetic mount safe for your electronic device.
- Robust injected fiber-reinforced-polypropylene construction makes it easy to fit and install.
- 25 times stronger than any smartphone's weight, so you can ride through rough terrain confidently.
- Two possible positions for your electronic device: portrait and landscape.
- Includes everything needed for installation on your favorite electronic devices: one pre-assembled Can-Am plate with 3M multi-surface adhesive.
- Includes guide clips molded into the door to feed the charging cable.
- Possibility of installing USB outlet in storage compartment (USB power outlet sold separately).
- Required for the installation of the Adventure Windshield and Side Wind Deflectors.
- Not compatible with Snorkel Kit.
- Includes tether cord for additional peace of mind.
- T Category Approved

## Adventure Side Wind Deflectors

G3 (except X mr models)

715009462




- Side Wind Deflectors for additional wind protection.
- Easy installation.
- Controllable vents to manage airflow.
- Console Extension (715009218) is required for installation.
- Works with Adventure Windshields (715009219, 715009453, 715009458).
- Not compatible with Integrated Audio System (715005354).
- T Category Approved

## Adventure High Windshield – Hardcoated

G3 (except X mr models)


715009458



- Quickly change your wind protection with the flip of both levers.
- 14" (36 cm) high to protect against wind and winter weather with a 2" (5 cm) adjustment.
- Made of injected polycarbonate with a thickness of  $\frac{5}{32}$ " (4 mm) with ultra-resistant Quantum<sup>+</sup> coating.
- Provides excellent optical clarity and better abrasion resistance.
- Console Extension (715009218) is required for installation.
- Side Wind Deflectors (715009462) available for added protection.

*Installation of some accessories shown may impact vehicle compliance with some regulations. Consult your local dealer for information.*


<b>Adventure High Windshield</b>	G3 (except X mr models)	<b>715009453</b>
----------------------------------	-------------------------	------------------



- Quickly change your wind protection with the flip of both levers.
- 14" (36 cm) high to protect against wind and weather with a 2" (5 cm) adjustment.
- Made of injected polycarbonate with a thickness of 5/32" (4 mm).
- Console Extension (715009218) is required for installation.
- Side Wind Deflectors (715009462) available for added protection.

*Installation of some accessories shown may impact vehicle compliance with some regulations.  
Consult your local dealer for information.*


<b>Adjustable Adventure Low Windshield</b>	G3 (except X mr models)	<b>715009219</b>
--	-------------------------	------------------



- Quickly change your wind protection with the flip of both levers.
- 10" (25 cm) high for wind protection with a 2" adjustment.
- Made of injected polycarbonate with a thickness of 5/32" (4 mm).
- Console Extension (715009218) is required for installation.
- Side Wind Deflectors (715009462) available for added protection.

*Installation of some accessories shown may impact vehicle compliance with some regulations.  
Consult your local dealer for information.*


<b>NEW High Windshield Kit</b>	G3 (except X mr, Backcountry and XT-P)	
	G3L (except X mr models)	<b>715006480</b>
	G3 (Backcountry & XT-P models only)	<b>715010902</b>



- 11" (28 cm) high, for wind protection and winter applications.
- The windshield is made of polycarbonate, 1/8" thick (3 mm).
- Integrated plastic injected handguard with Can-Am logo.
- Requires Handguards Frame Kit (715010295) for installation on units with no factory handguards.
- Not compatible with Integrated Audio System (715005354) or Console Extension (715009218).

*Installation of some accessories shown may impact vehicle compliance with some regulations.  
Consult your local dealer for information.*


<b>NEW Extra High Windshield Kit</b>	G3 (except X mr, Backcountry and XT-P)	
	G3L (except X mr models)	<b>715006481</b>
	G3 (Backcountry & XT-P models only)	<b>715010947</b>



- 16" (41 cm) high, for wind protection and winter applications.
- The windshield is made of polycarbonate, 1/8" thick (3 mm).
- Integrated plastic injected handguard with Can-Am logo.
- Requires Handguards Frame Kit (715010295) for installation on units with no factory handguards.
- Not compatible with Integrated Audio System (715005354) or Console Extension (715009218).

*Installation of some accessories shown may impact vehicle compliance with some regulations.  
Consult your local dealer for information.*


<b>Console Extension</b>	G3L (except X mr and Electric models)	<b>715005368</b>
--------------------------	---------------------------------------	------------------



- Integrated storage compartment (1 gal/4 L) with magnetic mount safe for your electronic device.
- Robust injected fiber-reinforced-polypropylene construction makes it easy to fit and install.
- Magnetic mount is 25 times stronger than any smartphone's weight, so you can ride through rough terrain confidently.
- Two possible positions for your electronic device: portrait and landscape.
- Includes everything needed for installation on your favorite electronic devices: two pre-assembled Can-Am plates with 3M multi-surface adhesive.

- Includes guide clips molded into the door to feed the charging cable.
- Possibility of installing USB outlet in storage compartment (USB power outlet sold separately).
- Required for the installation of the Adventure Windshield and Side Wind Deflectors.
- Not compatible with Snorkel Kit.
- Includes tether cord for additional peace of mind.
- T Category Approved

<b>Console Extension USB Power Outlet</b>	G3 (except X mr & Electric models) G3L (except X mr & Electric models)	<b>715008750</b>
---	---	------------------




- Useful for the Console Extension (715005368 & 715009218) to plug your electronic device charger into the compartment.
- USB-A and USB-C ports.
- Rubber cap protects ports when not in use.

- Backlit to highlight the USB ports.
- Console Extension (715005368 or 715009218) is required for installation.

# HANDLEBARS & MIRRORS

<b>NEW Handguards Frame Kit</b>	G3 (except X mr 1000R models), G3L	<b>715010295</b>
---------------------------------	------------------------------------	------------------



- Lightweight black die-cast aluminum full wrap frame.
- Mounting system leaves the handlebar free.
- Includes complete hardware.
- Requires Can-Am Handguards (715010293/715010294) or XT Handguards (715010296) or Sport Handguards (715010297).

- Required to install High & Extra High Windshield Kit (715006480 & 715006481) for units with no factory handguards.
- T Category Approved



## NEW Touring Handguards

G3 (except X mr 1000R models), G3L

■ **715010293** • Black  
■ **715010294** • Neo Yellow



- Protect against wind, branches and debris.
- Rugged injected plastic deflectors with Can-Am logo.
- New ergonomic design offers better comfort for the hand and increases protection.
- Include complete hardware.
- Require Handguards Frame Kit (715010295).
- T Category Approved

## NEW XT Handguards

G3 (except X mr 1000R models), G3L

**715010296**



- Protect against wind, branches and debris.
- Rugged injected plastic deflectors with Can-Am logo.
- New ergonomic design offers better comfort for the hand and increases protection.
- Include complete hardware.
- Require Handguards Frame Kit (715010295).
- T Category Approved

## NEW Sport Handguards

G3 (except X mr 1000R models), G3L

**715010297**



- Give your ATV a sporty look with the low-profile design.
- Rugged injected plastic deflectors with Can-Am logo.
- Include complete hardware.
- Require Handguards Frame Kit (715010295).
- T Category Approved

## NEW Handlebar Muffs

G3 (except X mr 1000R models), G3L

**715009288**

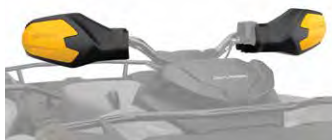


- Ultra warm muffs for extreme cold conditions.
- Thermoformed construction allows muffs to keep their shape and provides more space for hand movement.
- Easy to install and remove without any tools.
- Large transparent section allows visibility of control switches.
- Note: Always install complete Can-Am Touring or XT Handguards with these Handlebar Muffs.
- Requires Full Wrap Handguards Frame Kit (715010295) with Touring Handguards (715010293 or 715010294) or XT Handguards (715010296).
- Not compatible with Sport handguards' (715010297).
- Installing the muffs without the handguard's large plastic parts can cause interference with controls.

## Driver Full Wrap Handguards

G3 (base & DPS models only)  
G3L (base & DPS models only)

■ **715005361** • Black  
■ **715005362** • Neo Yellow




- Protect against wind, branches and debris.
- Rugged injected plastic deflectors with Can-Am logo.
- Lightweight black die cast aluminum full wrap frame.
- New ergonomic design offers better comfort for the hand and increases protection.
- Mounting system leaves the handlebar free.
- Include complete hardware.
- T Category Approved

## Passenger Wind Deflectors

G3 (MAX models only)  
G3L (MAX models only)

**715001669**



- These wind deflectors fit on the passenger handles and provide greater comfort while riding.
- Easy to install and remove.

## Handlebar Mirrors

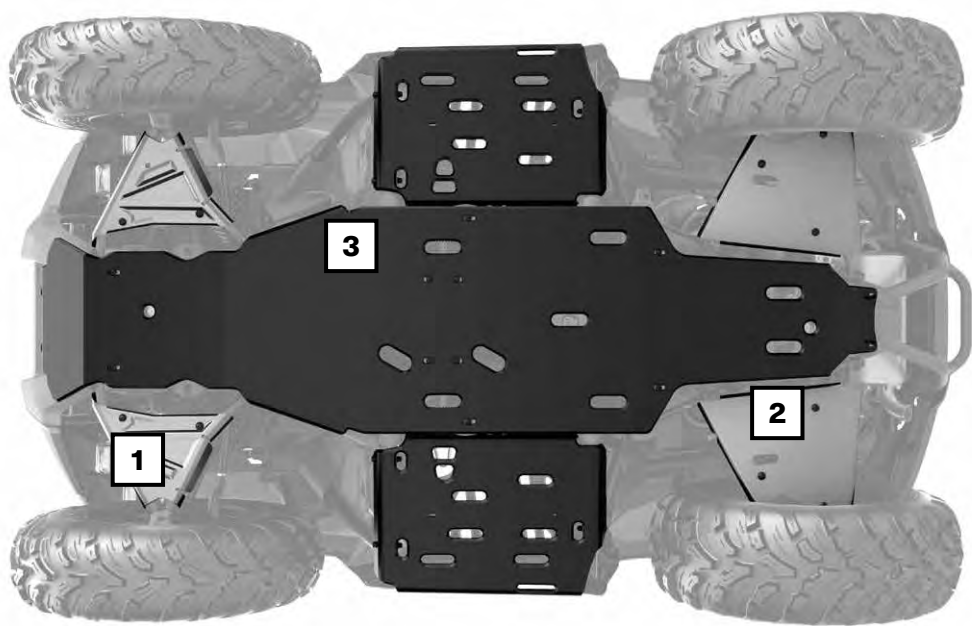
G3, G3L

**715005366**



- Adjustable handlebar mounted convex mirrors.
- The convex surface allows improved visibility with a wider field of view.
- Don't require a windshield or fairing to be mounted.
- Work with all windshield options.
- T Category Approved

# SKID PLATES



Our Skid Plates deliver the durability, strength, and reliability your adventures need. Protect the underbelly of your vehicle from front to rear, with folded ends at the footwells for a little extra. They combine materials for peak protection: With aluminum A-arms and a plastic underbelly, your ride can drive across rough terrain confidently.

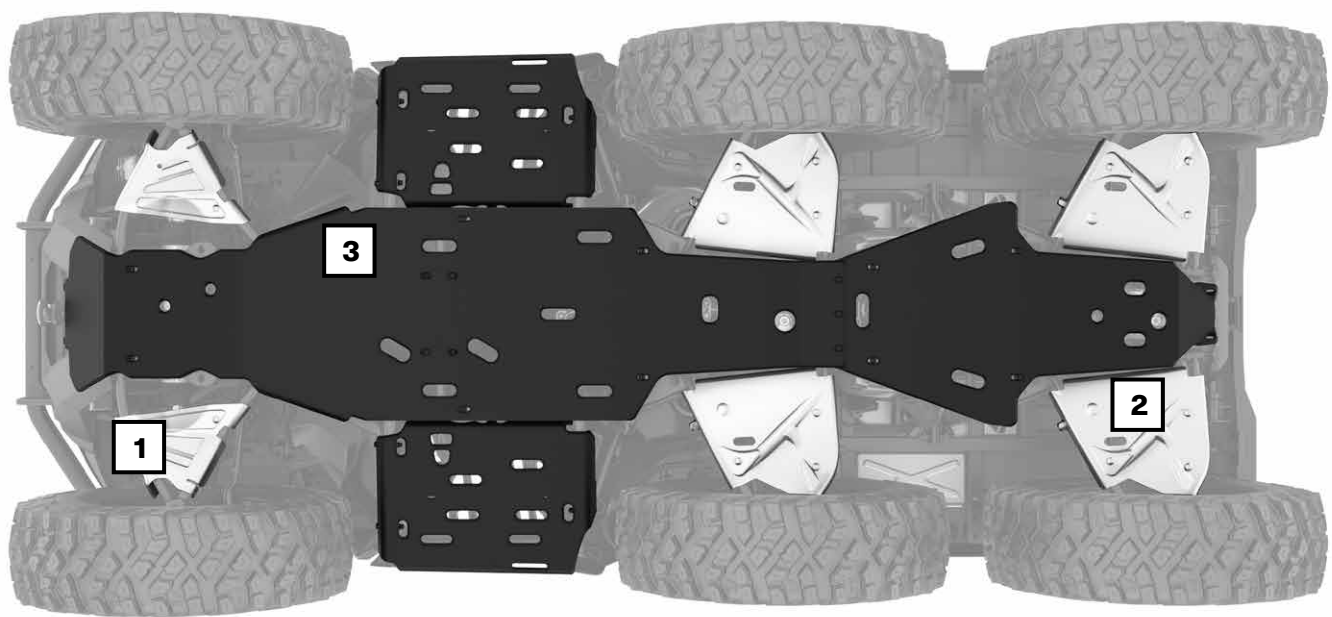
- Quick and easy, bolt-on installation. No need to remove factory skid plates. No more rivets or rivnuts.
- Thicker underbelly plates (10 mm).

## OUTLANDER

G3		G3L		ELECTRIC	
2025 & up		2023 and Up		2026	
Except MAX models	MAX models only	Except MAX models	MAX models only	Except MAX models	MAX models only
SKID PLATE PROTECTION KIT (T Category approved)					
	715009216	715009217	715010280	715010281	
INDIVIDUAL SKID PLATES (T Category approved)					
1 Front Aluminum A-Arm Protectors	715009214 (except G3 X mr & Backcountry models)	715009214 (except G3 X mr & Backcountry models)	715005305	715005305	715005305
2 Rear Aluminum A-Arm Protectors (sold in pairs)	715009215 (except G3 X mr & Backcountry models)	715009215 (except G3 X mr & Backcountry models)	715005308	715005308	715005308
3 HMWPE Underbelly and Footboard Plates	715009864	715009865	715009864	715009865	



# SKID PLATES



Our Skid Plates deliver the durability, strength, and reliability your adventures need. Protect the underbelly of your vehicle from front to rear, with folded ends at the footwells for a little extra. They combine materials for peak protection: With aluminum A-arms and a plastic underbelly, your ride can drive across rough terrain confidently.

- Quick and easy, bolt-on installation. No need to remove factory skid plates. No more rivets or rivnuts.
- Thicker underbelly plates (10 mm).

## OUTLANDER 6X6

G3 6X6		G3L 6X6	
2026		2026	
Except MAX models	MAX models only	Except MAX models	MAX models only
<b>SKID PLATE PROTECTION KIT</b> <b>(T Category approved)</b>			
	715009343	715009344	715009341
			715009342
<b>INDIVIDUAL SKID PLATES</b> <b>(T Category approved)</b>			
1 Front Aluminum A-Arm Protectors	715009214	715009214	715005305
2 Rear Aluminum A-Arm Protectors (sold in pairs)	715009215	715009215	715005308
3 HMWPE Underbelly and Footboard Plates	715009339	715009340	715009339
			715009340

# BUMPERS & GUARDS

## NEW XT Front Bumper

G3 (except X mr)

715009289



- Heavy-duty construction with profiled steel tubes provides the most complete protection for your vehicle.
- Wide and sturdy construction with black powder-coat finish and metal corners.
- Integrated tow hooks and light mounting points.
- Protects vehicle lights and corners.
- Winch compatible.
- T Category Approved

## XU Front Bumper

G3L

715006614



- Heavy-duty tubular construction provides the most complete protection for your vehicle.
- Protects vehicle lights and corners.
- Winch compatible.
- Integrated tow hook.
- Similar to the XU model's bumper.
- T Category Approved

## XT Front Bumper

G3L

715004952



- Provides additional protection for your vehicle against the elements.
- Tough and durable.
- Large tube construction with black powder coat finish.
- Similar to stock bumper on XT models.
- Mounting plate included for tow hook.
- T Category Approved

## Extreme Front Bumper Plates

G3 (except X mr models)

715009293




- Ultra-robust steel construction provides additional protection to the front of the vehicle in rough terrain.
- Compatible with all front bumpers.
- Durable powder coat finish.
- Not compatible with track systems.
- T Category Approved

## Extreme Front Bumper Plate

G3L (except X mr models)

715005439



- Ultra-robust construction provides additional protection to the front of the vehicle in rough terrain.
  - Compatible with all front bumpers.
  - Not compatible with track systems.
- Installation of some accessories shown may impact vehicle compliance with some regulations. Consult your local dealer for information.*

## Front Tow Hook

G3L

715008842



- Provides a solid anchor when towing is needed or when transporting the vehicle.
- Allows you to attach most hooks or straps.
- This tow hook offers 3,500 lb (1,587 kg) of towing capacity.
- Made of forged steel.
- XT Front Bumper (715004952) required for installation.
- Not compatible with Outlander XT stock bumper.

## NEW XT Rear Bumper

G3 (except 6x6 models)

715009292



- Made of profiled steel tubes for complete protection of the vehicle's rear.
- Provides additional protection for your vehicle against obstacles.
- Protects the rear lights of the vehicle without obstructing them.
- Wide and sturdy construction with black powder-coat finish and metal corners.
- T Category Approved





## NEW Rear Bumper

G3 (6x6 models only)  
G3L (6x6 models only)

715009770







- High-resistance steel tubular construction.
- Anti-corrosion coating with durable powder coat finish.
- Provides added protection to the rear.
- Required to install the Cargo Bed Side Protectors (715009345).


<b>NEW Cargo Bed Side Protectors</b>		G3 (6x6 models only) G3L (6x6 models only)	<b>715009345</b>
	<ul style="list-style-type: none"> <li>• 1.5" (3.8 cm) diameter steel-tube construction.</li> <li>• Anti-corrosion coating with durable powder coat finish.</li> <li>• 3 integrated hook points on each side to secure cargo.</li> <li>• Requires Rear Bumper (715009770) for installation.</li> <li>• Not compatible with the LinQ Cargo Basket (90 L) (715010173 &amp; 715005274), LinQ Trunk Box 23 US Gal (87 L) (715009499), or LinQ Cargo Box 14 US Gal (53 L) (715010172 &amp; 715006997).</li> </ul>		
<b>Full Rear Bumper</b>		G3L (except 6X6 models)	<b>715008738</b>
	<ul style="list-style-type: none"> <li>• Provides additional protection for your vehicle against obstacles.</li> <li>• Protects the rear lights of the vehicle without obstructing them.</li> <li>• Strong and durable, it must be added to the XT rear bumper (stock or accessory) for full protection.</li> <li>• Wide and sturdy tubular construction with black powder-coat finish and metal corners.</li> <li>• T Category Approved</li> </ul>		
<b>XT Rear Bumper</b>		G3L (STD, DPS & X mr models only)	<b>715004953</b>
	<ul style="list-style-type: none"> <li>• Sturdy tubular construction.</li> <li>• Protects the vehicle against obstacles.</li> <li>• Standard on Outlander XT and Outlander PRO.</li> <li>• Fits base models with grab bar only.</li> <li>• Required to install the Full Rear Bumper.</li> <li>• T Category Approved</li> </ul>		
<b>Fender Flares</b>		G3L (except T-cat and Electric models) G3L (T-cat models only)	<b>715005349</b> <b>715006336</b>
	<ul style="list-style-type: none"> <li>• Kit is designed to deliver extra protection to your vehicle from dirt and debris. If you enjoy riding in the mud, it's a must.</li> <li>• Made of injected plastic that hugs your vehicle fenders perfectly.</li> <li>• Give vehicle added flair for a rugged, cool look.</li> <li>• Include front and rear extensions and all mounting hardware.</li> <li>• T Category Approved</li> </ul>		


# LIGHTS & ELECTRICAL

## LIGHTS


<b>3.5" (9 cm) LED Lights (2 X 14 W) LED Driving Lights</b>		G3L, G3 (except X mr models)	<b>715010094</b>
	<ul style="list-style-type: none"> <li>• 14 W LED lights producing 1,260 lumens each.</li> <li>• Equipped with 6 high power LEDs in a heavy-duty die cast aluminum housing.</li> <li>• Features 2 attachment points — if one attachment point fails due to a collision, rotate to the next channel point and re-mount the light.</li> <li>• Sold in pairs.</li> <li>• ECE Certified</li> <li>• Spot lens for a narrow and long light beam spread, ideal when driving at higher speeds.</li> <li>• XT or XU Front Bumpers (715004952, 715009289 &amp; 715006614) and Light Power Cable (715005353) required for installation.</li> <li>• Can also be installed on the stock front bumpers (XT and XU).</li> <li>• T Category Approved as Work Lamp</li> </ul>		
<b>3.5" (9 cm) LED Lights (2 X 14 W) LED Flood Lights</b>		G3L, G3 (except X mr models)	<b>715010093</b>
	<ul style="list-style-type: none"> <li>• 14 W LED lights producing 1,260 lumens each.</li> <li>• Equipped with 6 high power LEDs in a heavy-duty die cast aluminum housing.</li> <li>• Features 2 attachment points — if one attachment point fails due to a collision, rotate to the next channel point and re-mount the light.</li> <li>• Sold in pairs.</li> <li>• ECE Certified</li> <li>• Flood lens for a wide light beam spread, ideal for working applications like plowing or for cornering, or for dusty or foggy riding conditions.</li> <li>• XT or XU Front Bumpers (715004952, 715009289 &amp; 715006614), and Light Power Cable (715005353) required for installation.</li> <li>• Can also be installed on the stock front bumpers (XT and XU).</li> <li>• T Category Approved as Work Lamp</li> </ul>		
<b>NEW SMART 10" (25 cm) LED Light Bar</b>		G3 (except X mr models), G3L	<b>715008745</b>
	<ul style="list-style-type: none"> <li>• The perfect combination of powerful white and selective yellow LEDs.</li> <li>• Selective yellow is ideal for driving in low visibility conditions.</li> <li>• The light is composed of 16 white LEDs and 8 yellow LEDs.</li> <li>• Spot and Flood combo beam.</li> <li>• The side lens design provides highly effective wide-angle illumination.</li> <li>• The white LEDs produce 8,100 raw lumens and the selective yellow 2,640 raw lumens, delivering stunning lighting performance.</li> <li>• The lens is made from hard-coated polycarbonate.</li> <li>• IP67 and IP69k submersible and pressure washer safe.</li> <li>• Switch options: Off, Low and High. Color change by flicking the switch quickly.</li> <li>• Wiring Harness (715010044) is required for installation. Sold separately.</li> <li>• Just a heads-up, you'll need a bumper for this.</li> <li>• ECE Certified</li> </ul>		

<b>10" (25 cm) Double Stacked LED Light Bar (60 W)</b>	G3L, G3 (except X mr models)	<b>715010065</b>
	<ul style="list-style-type: none"> <li>Equipped with 12 5 W Cree LEDs.</li> <li>5,400 lumens.</li> <li>Rugged and waterproof.</li> <li>Packs a big punch for its size.</li> </ul>	<ul style="list-style-type: none"> <li>ECE Certified</li> <li>XT or XU Front Bumpers (715004952, 715009289, and 715006614), and Light Power Cable (715005353) required for installation.</li> <li>Can also be installed on the stock front bumpers (XT and XU).</li> <li>T Category Approved as Work Lamp</li> </ul>


<b>15" (38 cm) Double Stacked LED Light Bar (90 W)</b>	G3L, G3 (except X mr models)	<b>715010066</b>
	<ul style="list-style-type: none"> <li>Equipped with 18 5 W Cree LEDs. 8,400 lumens.</li> <li>Complements the Light Racks and most bumpers.</li> <li>Rugged and waterproof.</li> <li>Lights up to more than 1,900 ft (580 m) in front of the vehicle and around 65 ft (20 m) wide on each side.</li> </ul>	<ul style="list-style-type: none"> <li>ECE Certified</li> <li>XT Front Bumper (715004952 and 715009289) and Light Power Cable (715005353) are required for installation.</li> <li>Can also be installed on the stock front bumpers (XT only).</li> <li>T Category Approved as Work Lamp</li> </ul>


<b>NEW LED Light Bar Harness</b>	G3, G3L	<b>715010044</b>
	<ul style="list-style-type: none"> <li>Required to install SMART 10" (25 cm) LED Light Bar (715008745).</li> <li>Plug &amp; play installation.</li> <li>Includes harness and hardware.</li> </ul>	


<b>Light Power Cable</b> (Not illustrated)	G3, G3L	<b>715005353</b>
<ul style="list-style-type: none"> <li>Required for installation of the 10" (25 cm) and 15" (38 cm) LED Light Bars, as well as the 3.5" (9 cm) LED Lights.</li> </ul>		


<b>RAM<sup>†</sup> LED Spotlight</b>	G3, G3L	<b>710005423</b>
	<ul style="list-style-type: none"> <li>540-lumen (9 W) heavy-duty LED spotlight standard-equipped with 1" (2.5 cm) diameter rubber-coated double ball and socket system.</li> <li>Not ECE Certified</li> </ul>	

## ELECTRICAL

<b>NEW Power Tilt Bed</b>	G3 (6x6 models only) G3L (6x6 models only)	<b>715009338</b>
	<ul style="list-style-type: none"> <li>Powerful cargo box tilter with dash-integrated switch.</li> <li>Supports loads of up to 1,000 lb (453 kg).</li> <li>Features a strong and fast tilting electric actuator.</li> </ul>	

<b>Integrated Heated Grips &amp; Thumb Throttle Combo</b>	G3 (except X mr 1000R), G3L	<b>715009284</b>
	<ul style="list-style-type: none"> <li>Heat levels for grips and thumb displayed on vehicle screen.</li> <li>Ergonomic button integrated on LH grip.</li> <li>Single button for both grips and thumb heat selection.*</li> <li>Five temperature settings for the thumb and grips.</li> <li>Adjustable heat ratio between grip and thumb warmer.*</li> <li>Hold button to reach maximum heat quickly.</li> <li>Remembers your last heat setting.</li> </ul>	<ul style="list-style-type: none"> <li>IP67-rated waterproof sealing keeps the elements out.</li> <li>ECE compliant.</li> <li>Plug-and-play installation.</li> <li>Clamp-on grips, no glue required.</li> <li>Models with touchscreen or color display provide enhanced user interface with independent grips and thumb heat level selection.</li> <li>T Category Approved</li> </ul>

<b>Heated Passenger Grips &amp; Visor Outlet</b>	G3 (MAX models only), G3L (MAX models only)	<b>715005358</b>
	<ul style="list-style-type: none"> <li>Replace your stock passenger handles.</li> <li>Dual temperature switch integrated into seat arm for 3-zone heated handles and grips.</li> <li>Heated visor outlet integrated into seat arm.</li> </ul>	

<b>Seat Heater</b>	G3L, G3 (Except MAX models with removable passenger seat)	<b>715007211</b>
	<ul style="list-style-type: none"> <li>25 W seat heater delivers chill-free riding comfort.</li> <li>One temperature only.</li> <li>Heated pad and electrical harness only.</li> <li>Heavy-Duty Seat Cover (715008311) is required for installation on 1-up models.</li> <li>Heavy-Duty Seat Cover (715008313) is required for installation on 2-up models.</li> </ul>	



<b>Heated Visor Outlet</b>	G3, G3L	<b>715001246</b>
	<ul style="list-style-type: none"> <li>• Strategically positioned on vehicle to maintain your agility.</li> <li>• Optional visor outlet that delivers fog-free riding.</li> <li>• Quick and easy installation.</li> <li>• Sold individually.</li> <li>• Heated Visor not included.</li> </ul>	
<b>USB Power Outlet Kit</b>	G3, G3L	<b>219400510</b>
	<ul style="list-style-type: none"> <li>• Recharges your electronic devices while riding* (smartphone, MP3, heating gear, etc.).</li> <li>• Dual port USB connectors.</li> <li>• Plug-and-play kit.</li> <li>• Replaces the vehicle's 12 V socket.</li> </ul> <p><small>*The power outlet is not capable of recharging all device types while riding.</small></p>	
<b>USB Intelligent Power Outlet Kit</b>	G3, G3L	<b>715009117</b>
	<ul style="list-style-type: none"> <li>• Power all your electronics with this easy-to-mount USB plug.</li> <li>• Provides one USB-A 3.0 and one USB-C (PD) plug.</li> <li>• Power rate: 36 watts.</li> <li>• Intelligent USB charger for a fast charge when battery is low.</li> <li>• Replaces the vehicle's 12 V socket.</li> </ul>	
<b>NEW 10.25 in. Color Touchscreen Display Protector</b>	Vehicle equipped with 10.25 in. Color Touchscreen Display	<b>860202680</b>
	<ul style="list-style-type: none"> <li>• Tempered glass – 0.3 mm thick.</li> <li>• 9H hardness for tough protection.</li> <li>• 100% bubble free adhesive.</li> <li>• Anti-scratch, anti-glare and anti-fingerprint.</li> <li>• Maintains 99.99% clarity.</li> <li>• Easy to clean.</li> <li>• Includes cleaning tools: wet wipe, dry wipe, dust absorber and soft cloth.</li> </ul>	
<b>Cellphone Holder</b>	G3, G3L	<b>715008786</b>
	<ul style="list-style-type: none"> <li>• Water resistant door allows for perfect phone positioning.</li> <li>• Features capacitive and resistive touchscreen technology.</li> <li>• Spring system in back plate automatically adjusts for thickness.</li> <li>• Fits all cellphones within 7.2" (185 mm) x 3.3" (85 mm) x 0.6" (15 mm) dimensions.</li> <li>• Works with almost all charger wires.</li> <li>• Does not include cellphone or charging wires.</li> <li>• Requires the RAM Mount for Cellphone Holder (715001985) or the Console Extension (715005368) for installation.</li> <li>• If installed on the Console Extension, the Console Extension USB Power Outlet (715008750) is required to charge cellphone.</li> <li>• If installed on the Console Extension, Driver Full Wrap Handguards are incompatible.</li> </ul>	
<b>RAM<sup>+</sup> Mount for Cellphone Holder</b>	G3, G3L	<b>715001985</b>
	<ul style="list-style-type: none"> <li>• Convenient bracket for installing the Cellphone Holder (715008786) (not included) onto your unit's handlebar.</li> </ul>	
<b>Integrated Audio System</b>	G3, G3L	<b>715005354</b>
	<ul style="list-style-type: none"> <li>• Fully integrated and weatherproof audio system.</li> <li>• Includes two 6.5" front fender Bluetooth speakers giving you fingertip control of the tracks you're playing.</li> <li>• Designed to be Can-Am tough in the most demanding riding conditions.</li> <li>• Expertly tuned for exceptional sound, even when you're on the move on your Outlander.</li> <li>• Comes with two speakers, each with 50 W dynamic power, for a total of 100 W dynamic power.</li> <li>• Seamless integration and operation from any Bluetooth-enabled devices, or via an auxiliary port.</li> <li>• Plug-and-play audio system specifically designed not to drain the battery.</li> <li>• Compatible with the Console Extension (715005368 or 715009218) and Adventure Windshields.</li> <li>• Not compatible with the Adventure Side Wind Deflectors (715005862 or 715009462).</li> <li>• Not compatible with Windshield Kits (715006481, 715006480, 715010902 &amp; 715010947)</li> <li>• EC compliant.</li> </ul> <p><small>Note: We recommend you use 20 kbps MP3, 192-256 kbps AAC or AIFF, WAV formats to match the potential of the speaker. More compressed formats will probably have degraded sound quality.</small></p>	
<b>Bluetooth Handlebar Soundbar by MTX</b>	G3 (except X mr & Electric models) G3L (except Electric models)	<b>219400840</b>
	<ul style="list-style-type: none"> <li>• Bluetooth speaker with the unbeatable convenience of fingertip control.</li> <li>• Rugged IP66-rated weather-resistant speaker designed for outdoor use.</li> <li>• Driven by 150 watts of quality audio power.</li> <li>• Seamless integration and operation from Bluetooth enabled devices.</li> <li>• Includes input, ground and ignition wires, plus auxiliary port and 3.5" (8.89 cm) connector cable.</li> <li>• Not compatible with XT Handlebar Protector Kit.</li> <li>• EC compliant.</li> </ul> <p><small>Note: We recommend you use 320 kbps MP3, 192-256 kbps AAC or AIFF, WAV formats to match the potential of the speaker. More compressed formats will probably have degraded sound quality.</small></p>	



- CTEK, the manufacturer of the smartest battery chargers in the world, has produced a BRP specific charger for all BRP products.
- Charger is built to meet the demanding arctic conditions.
- Ask your dealer for more information.

## RFID Key Green D.E.S.S.™

G3 (with ITC)  
G3L (with ITC)

710005232



- Top-security anti-theft protection for your vehicle.
- Encrypted chip technology restricts access to your vehicle's electronic ignition system.
- One vehicle/one code.
- A vibration/shock-resistant ball-and-socket design that ensures a reliable connection.
- 3 programmable modes:  
Work mode: Limits vehicle speed to 40 kph (25 mph) but does not limit engine torque.  
Normal mode: Limits vehicle speed to 70 kph (44 mph) and 50% torque reduction.  
Performance mode: No restrictions.

## NEW Charging Cable Type 2 Mode 2

G3L (Electric models only)

219401227 • US  
219401266 • UK  
219401260 • Europe (12A)  
219401310 • Europe (8A)



- Features compact size, overheating protection mechanism, and an IP67 ingress protection rating.
- Bright and smooth panel design with built-in LED indicators.
- Operates in a wide range of temperatures (-30°C to 50°C).
- Included:
  - 1 Mobile connector - 9.5' (3 M) Cable.
  - 1 Storage bag.
  - AC Type Plug:
  - NEMA 5-15 for 219401227 (US).
  - CE Type G for 219401266 (UK).
  - CE Type E for 219401260 and 219401310 (Europe).
- Voltage: 120V (219401227) or 240V (219401266, 219401260, 219401310).
- Charging power: 12A (219401227, 219401266, 219401260) or 8A (219401310).

## Charging Cable Mode 3 Type 2

G3L (Electric models only) 219401274



- A Mode 3 charging cable is a connecting cable between the charging station and the electric motorcycle.
- IP55 ingress protection rating.
- Operates in a wide range of temperature ( -40°C to 50°C)
- Included:
  - 1 Mobile connector - 23' (7 M.) Cable.
  - 1 Storage bag.
- Voltage: 480V
- Charging Power: 32A

## WINCHES

## CAN-AM HD WINCHES

## Can-Am HD 2500 Winch

G3 (except X mr)  
G3L (2025 & up)

715009797



- Ergonomic clutch handle.
- Rugged all-steel gears and bushings for more torque and longer life.
- Automatic 100% load-holding brake.
- Can be used with the Wireless Winch Remote ( w ) or the Can-Am HD Wired Remote Control (715008121) (sold separately).
- Pulling strength capability of 2,500 lb (1,134 kg).
- 50 ft. of 3/16" (15.2 m of 4.8 mm) wire steel cable.
- Heavy-duty 4-way roller fairlead.
- Weather-sealed handlebar-mounted switch.
- Sealed solenoid for all-weather protection.
- Plug-and-play wiring.
- CE & UKCA compliant.
- T Category Approved





## Can-Am HD 3500 Winch

G3 (except X mr)  
G3L (2025 & up)




715009798





- Ergonomic clutch handle.
- Rugged all-steel gears and bushings for more torque and longer life.
- Automatic 100% load-holding brake.
- Can be used with the Wireless Winch Remote (715008286) or the Can-Am HD Wired Remote Control (715008121) (sold separately).
- Pulling strength capability of 3,500 lb (1,588 kg).
- 50 ft. of 7/32" (15.2 m of 5.6 mm) wire steel cable.
- Heavy-duty 4-way roller fairlead.
- Weather-sealed handlebar-mounted switch.
- Sealed solenoid for all-weather protection.
- Plug-and-play wiring.
- CE and UKCA compliant.
- T Category Approved


<b>Can-Am HD 2500 Winch</b>	G3L 2024 & prior	<b>715006973</b>
	<ul style="list-style-type: none"> <li>Ergonomic clutch handle.</li> <li>Rugged all-steel gears and bushings for more torque and longer life.</li> <li>Automatic 100% load-holding brake.</li> <li>Can be used with the Wireless Winch Remote (715008286) or the Can-Am HD Wired Remote Control (715008121) (sold separately).</li> </ul>	<ul style="list-style-type: none"> <li>Pulling strength capability of 2,500 lb (1,134 kg).</li> <li>50 ft. of 3/16" (15.2 m of 4.8 mm) wire steel cable.</li> <li>Heavy-duty 4-way roller fairlead.</li> <li>Weather-sealed handlebar-mounted switch.</li> <li>Sealed solenoid for all-weather protection.</li> <li>Plug-and-play wiring.</li> <li>CE and UKCA compliant.</li> <li>T Category Approved</li> </ul>
<b>Can-Am HD 3500 Winch</b>	G3L 2024 & prior	<b>715006974</b>
	<ul style="list-style-type: none"> <li>Ergonomic clutch handle.</li> <li>Rugged all-steel gears and bushings for more torque and longer life.</li> <li>Automatic 100% load-holding brake.</li> <li>Can be used with the Wireless Winch Remote (715008286) or the Can-Am HD Wired Remote Control (715008121) (sold separately).</li> <li>Pulling strength capability of 3,500 lb (1,588 kg).</li> </ul>	<ul style="list-style-type: none"> <li>50 ft. of 7/32" (15.2 m of 5.6 mm) wire steel cable.</li> <li>Heavy-duty 4-way roller fairlead.</li> <li>Weather-sealed handlebar-mounted switch.</li> <li>Sealed solenoid for all-weather protection.</li> <li>Plug-and-play wiring.</li> <li>CE and UKCA compliant.</li> <li>T Category Approved</li> </ul>
<b>Can-Am HD 3500-S Winch</b>	G3L 2024 & prior	<b>715008285</b>
	<ul style="list-style-type: none"> <li>Ergonomic clutch handle.</li> <li>Rugged all-steel gears and bushings for more torque and longer life.</li> <li>Automatic 100% load-holding brake.</li> <li>Can be used with the Wireless Winch Remote (715008286) or the Can-Am HD Wired Remote Control (715008121) (sold separately).</li> <li>Pulling strength capability of 3,500 lb (1,588 kg).</li> </ul>	<ul style="list-style-type: none"> <li>50 ft. of 3/16" (15.2 m of 4.8 mm) synthetic rope.</li> <li>Heavy-duty Hawse fairlead.</li> <li>Weather-sealed handlebar-mounted switch.</li> <li>Sealed solenoid for all-weather protection.</li> <li>Plug-and-play wiring.</li> <li>CE and UKCA compliant.</li> <li>T Category Approved</li> </ul>
<b>Can-Am HD 3500-S Winch</b>	G3 (except X mr models), G3L 2025 & up	<b>715009799</b>
	<ul style="list-style-type: none"> <li>Ergonomic clutch handle.</li> <li>Rugged all-steel gears and bushings for more torque and longer life.</li> <li>Automatic 100% load-holding brake.</li> <li>Can be used with the Wireless Winch Remote (715008286) or the Can-Am HD Wired Remote Control (715008121) (sold separately).</li> <li>Pulling strength capability of 3,500 lb (1,588 kg).</li> </ul>	<ul style="list-style-type: none"> <li>50 ft. of 3/16" (15.2 m of 4.8 mm) synthetic rope.</li> <li>Heavy-duty Hawse fairlead.</li> <li>Weather-sealed handlebar-mounted switch.</li> <li>Sealed solenoid for all-weather protection.</li> <li>Plug-and-play.</li> <li>CE and UKCA compliant.</li> <li>T Category Approved</li> </ul>
<b>Rear Winch Kit</b>	G3L (Except 6x6 and Electric Models)	<b>715010087</b>
	<ul style="list-style-type: none"> <li>Complete kit, including the Can-Am HD 2500 winch</li> <li>Uncompromised ground clearance</li> <li>Includes hitch support (hitch drawbar available separately)</li> <li>Heat shield protecting the winch from the exhaust heat</li> </ul>	

## WINCH ACCESSORIES

<b>NEW X mr Winch Strap Extension for Plow</b>	G3 X mr	<b>715010174</b>
	<ul style="list-style-type: none"> <li>Heavy-duty black polyester webbing strap with PVC abrasion protection.</li> <li>UV, mildew and stretch resistant.</li> <li>Provides a physical height limiter to enhanced frame protection avoiding contact between plow pushframe and the vehicle.</li> <li>Instantly adds significant length to your winch hook.</li> </ul>	
<b>NEW Wireless Winch Remote</b>	All Can-Am HD Winches	<b>715008286</b>
	<ul style="list-style-type: none"> <li>On/Off and Winch In / Winch Out buttons with LED indicator light.</li> <li>Large Winch In / Winch Out buttons for easy activation with gloves.</li> <li>Ergonomic remote handle shape with a trigger-like holding protrusion.</li> <li>Quick and easy to install, thanks to a wiring harness with an integrated antenna and all necessary mounting hardware.</li> </ul>	
<b>NEW Winch Cable Stopper</b>	All Can-Am HD Winches	<b>715009921</b>
	<ul style="list-style-type: none"> <li>Made of EPDM, a highly durable synthetic rubber.</li> <li>The Winch Cable Stopper isn't just for looks. It helps extend the life of the winch, rope, hook, and fairlead.</li> <li>In addition, the split design makes it easy to install.</li> </ul>	


<b>NEW Winch Harness</b>	G3L (Electric models only)	<b>715009917</b>
 <ul style="list-style-type: none"> <li>Required to install a winch on a Outlander Electric without a factory installed winch.</li> </ul>		


<b>Can-Am HD Wired Remote Control</b>	Can-Am HD Winches	<b>715008121</b>
 <ul style="list-style-type: none"> <li>This kit allows owners to add a handheld remote to their winch or a stock winch.</li> <li>Works with the handlebar-mounted switch.</li> <li>Wired Remote and Remote Socket included.</li> <li>10 ft. wire.</li> </ul>		

<b>Winch Accessories Kit</b>		<b>715002409</b>
 <ul style="list-style-type: none"> <li>Get the most out of your winch.</li> <li>Double your pulling power, change your pulling direction and keep your winch in proper working order.</li> <li>Includes tree straps, snatch block, shackle and winching gloves.</li> </ul>		


# HITCHES


## HITCHES

<b>Front Receiver Hitch</b>	G3, G3L	<b>715004977</b>
 <ul style="list-style-type: none"> <li>Installs easily. No drilling required.</li> <li>This hitch offers a 1,500 lb (680 kg) towing capacity.</li> <li>Allows you to maneuver your trailer easily in tight, confined areas.</li> <li>Hitch bar sold separately.</li> </ul> <p><i>Installation of some accessories shown may impact vehicle compliance with some regulations. consult your local dealer for information.</i></p>		

<b>Rear Hitch Drawbar Kit</b>	G3, G3L	<b>715006230</b>
 <ul style="list-style-type: none"> <li>Works on 2" (5 cm) standard receiver hitch.</li> <li>Offers a towing capacity of 3.8 kN (R = 750 kg).</li> <li>50 mm Hitch Ball included.</li> <li>Forged steel.</li> <li>For European vehicles only.</li> <li>T Category Approved</li> </ul>		










## HITCH ACCESSORIES

<b>Rubber Receiver Plug</b>		<b>705204503</b>
 <ul style="list-style-type: none"> <li>Rubber cap for 2" (5 cm) hitch receiver.</li> </ul>		

<b>Multitrailer</b>		<b>619590024</b>
 <ul style="list-style-type: none"> <li>Bogie wheels updated to be more silent than before and now equipped with grease nipples.</li> <li>Product developed for heavy-duty use.</li> <li>100% galvanized steel.</li> <li>Specifications: 12 mm polywood base, strong stand, movable attachment points (4 pc),</li> <li>tipping bed, removable sides and 4 pc timber holder.</li> <li>Underside of the bogie and frame designed to travel over stones and logs (no sharp edges).</li> <li>Bed length: 182 cm</li> <li>Bed width: 66 cm bottom / 95 cm top</li> <li>Bed height: 60 cm</li> <li>Weight: 200 kg with timber holders and sides</li> </ul>		



# PERFORMANCE

PERFORMANCE		
<b>NEW Fixed Riser – 1.5 in. (38 mm)</b>	G3 (except X mr, XT-P & Backcountry models), G3L, 6x6 DPS	<b>715009919</b>
 <ul style="list-style-type: none"> <li>• 1.5" (38 mm) height.</li> <li>• Made of lightweight machined aluminum.</li> <li>• Black powder coat paint.</li> <li>• T Category Approved</li> </ul>		
<b>NEW Performance Sway Bar Kit</b>	G3 2025 & up (except XT, XT-P, X mr, 6x6 & Limited)	<b>715010580</b>
 <ul style="list-style-type: none"> <li>• Made of high-strength steel for durability and precision.</li> <li>• Double bonded rubber bushings on sway bars reduce noise and maintenance and increase durability.</li> <li>• Includes complete hardware.</li> </ul>		
<b>NEW Foam Air Filter by TwinAir†</b>	G3L (except Electric models) G3 (except Electric models)	<b>715004944</b> <b>715009125</b>
 <ul style="list-style-type: none"> <li>• Oiled filtering foam for superior dust retaining capacity with high air flow.</li> <li>• Washable and reusable.</li> </ul>		
<b>Snorkel Kit</b>	G3L (except Electric models)	<b>715005073</b>
 <ul style="list-style-type: none"> <li>• Comprehensive snorkel kit for extended air intakes and CVT exhaust.</li> <li>• The CVT outlet integrates into the pod cover.</li> <li>• Ideal when riding in muddy conditions.</li> <li>• Not compatible with windshields.</li> <li>• Can be installed with the Integrated Audio System (715005354).</li> <li>• T Category Approved</li> </ul>		
<b>Radiator Relocator Kit</b>	G3L (except Electric models)	<b>715004943</b>
 <ul style="list-style-type: none"> <li>• Relocates radiator to top mount position.</li> <li>• Prevents cooling performance loss in muddy conditions.</li> <li>• Allows riders to open the relocator hood for easy radiator cleaning.</li> <li>• Engineered for easy cooling system bleeding and maintenance.</li> <li>• Includes support, hardware and hoses. Uses existing radiator: radiator not included.</li> <li>• T Category Approved</li> </ul>		
<b>Mud Strap</b>	G3, G3L	<b>715003053</b>
 <ul style="list-style-type: none"> <li>• Convenient sturdy grab-handle.</li> <li>• Lets drivers redistribute their weight for improved traction in demanding conditions.</li> </ul>		
<b>Radiator Protector</b>	G3 (except X mr models) G3L (except X mr models)	<b>715005333</b>
 <ul style="list-style-type: none"> <li>• Metal shield mounts over radiator face and protects vehicle from stones and branches.</li> <li>• Easily slides out of its holder for easy cleaning.</li> </ul>		
<b>Heavy Duty Spring Kits</b>	G3L (except MAX & X mr models)	<b>715008202</b> • Front <b>715004942</b> • Rear
 <ul style="list-style-type: none"> <li>• Allows riders to replicate the standard HD5/HD7 suspension setup on the Outlander 500/700 (1-up).</li> <li>• The heavy-duty springs improve handling and provide enhanced stiffness, which is perfect for snow clearing and hauling heavy loads.</li> <li>• Two springs included in the kit.</li> <li>• T Category Approved</li> </ul>		
<b>Aluminum Footpeg Kit</b>	G3, G3L	<b>715008199</b>
 <ul style="list-style-type: none"> <li>• Provides maximum integrated grip and stability during vigorous riding.</li> <li>• The kick-up end gives riders added grip during hard cornering.</li> <li>• Made of aluminum, sold in pairs.</li> </ul>		

## EMERGENCY ACCESSORIES

### Emergency Kit

715006102



- Complete emergency kit provides all essential equipment and supplies to get out of most unfavorable situations powersport enthusiasts may find themselves in.
- Includes jumper cables, air compressor, tire-repair kit, first-aid kit, ratchet tie-down, duct tape, 3,300 lb (1,500 kg) tow strap, zip-ties and cloth rags.

## COVERS & ADD-ONS

### Heavy-Duty Seat Cover

G3 (except MAX models)  
G3L (except MAX models)

715008311



- Heavy-duty materials to cover and protect the seat.
- Designed to fit the vehicle's lines perfectly.
- Abrasion- and tear-resistant.
- Easily installed by stretching around the original seat: the elastic holds the cover securely in place.

### Heavy-Duty Seat Cover

G3L (MAX models without removable passenger seat)

715008313



- Heavy-duty materials to cover and protect the seat.
- Designed to fit the vehicle's lines perfectly.
- Abrasion- and tear-resistant.
- Easily installed by stretching around the original seat: the elastic holds the cover securely in place.

### NEW Trailering Cover

G3, G3L (except MAX models)  
G3, G3L (MAX models only)

715010578

715010579



- Weather-resistant trailering cover protects your vehicle during storage and transportation.
- Fuel tank can be accessed via a zip fastener.
- Heavy-duty canvas made of UV-resistant solution-dyed polyester.
- Inner soft liner protects windshield and colored panels from abrasion.
- Quick and easy clip-on installation.
- Designed with the vehicle to fit its lines perfectly for less wind resistance and less water accumulation.
- Can be installed with or without Can-Am accessories.

### Flag

715000277 • Yellow



- Make sure everyone knows what you're riding.
- Perfect for the dunes and new riders.
- 8-ft. (2.4 m) length.
- Includes Flag Mount (715000127).

### Ratchet Tie-Downs

715008309 • Black/  
Gray



- 400 lb (181 kg) safe working load.
- 1" x 10' (2.5 cm x 3 m) strap with Can-Am, Sea-Doo, and Ski-Doo logos.
- Deluxe ratchet with rubber handle.
- Coated S hooks.
- Pack of 2.

### Heavy-Duty Ratchet Tie-Down

715008308



- 1,000 lb (454 kg) safe working load.
- 1.5" x 6' (38 mm x 1.8 m) strap with BRP brands.
- Deluxe ratchet with rubber handle.
- Black-coated clip hooks.
- 12" (300 mm) webbing included.
- Pack of two.


No traction? No problem. Apache XC Tracks are built for serious terrain. With improved flotation and stability, they tackle deep snow, mud, and everything in between. Engineered for optimized attack angles, reduced noise, and unmatched durability, this system means all-season dominance.

# DESIGNED FOR PEAK PERFORMANCE

Aggressive lugs deliver max traction without sacrificing handling. A reinforced steel frame boosts strength, while the center slide improves alignment and reduces detracking. Reduced NVH levels and the wheel placement ensure smooth, quiet power delivery. Plus, wheel longevity is increased with replaceable wheel bearings.



## APACHE TRACK SYSTEMS

APACHE XC AND XC LT		
Apache XC LT Track System	G3 (except 6x6 models) G3L (2023 & up) (except 6x6 models)	715007719
	<ul style="list-style-type: none"><li>• Long Track version.</li><li>• Brand-new track design to optimize driving off and in deep snow conditions.</li><li>• Reduction in steering effort thanks to the tandem 4 wheels.</li><li>• Vibrations are reduced due to the alignment of the wheels with the rolling band of the track and the shaft damper mounted tandem.</li><li>• Better steering precision with this wheel and track alignment due to good ground contact.</li><li>• 1.25" (3.175 cm) lugs in the front and in the back for better traction and lateral stability.</li><li>• Track width: front 12.5" and rear 15".</li><li>• Adds 3" (7.62 cm) of ground clearance versus 27" tires.</li></ul>	<ul style="list-style-type: none"><li>• Additional shaft dampers, tandem dampers, track design and wheel layout significantly reduce NVH (noise vibration harshness).</li><li>• Central guide for optimized track alignment and reduced occurrences of detracking.</li><li>• Optimized track layout with increased angle of attack for better obstacle crossing and snow performance.</li><li>• Stamped and welded steel frame for improved strength and durability.</li><li>• Easy maintenance with replaceable hub and wheel bearings.</li><li>• Main hub is oil bath with 3 bearings inside for consistent lubrication.</li><li>• DPS module and engine and CVT pre-filter required.</li><li>• Mounting kit sold separately.</li></ul> <p><i>Installation of some accessories shown may impact vehicle compliance with some regulations. Consult your local dealer for information.</i></p>

## Apache XC Track System

G3 (except 6x6 models)  
G3L (2023 & up) (except 6x6 models)

**715008664**



- Brand-new track design to optimize driving off and in deep snow conditions.
- Reduction in steering effort thanks to the tandem 4 wheels.
- Vibrations are reduced due to the alignment of the wheels with the rolling band of the track and the shaft damper mounted tandem.
- Better steering precision with this wheel and track alignment due to good ground contact.
- 1.25" (3.175 cm) lugs in the front and in the back for better traction and lateral stability.
- Track width: front 12.5" and rear 15".
- Adds 3.25" of ground clearance vs 25" tires.
- Additional shaft dampers, tandem dampers, track design and wheel layout significantly reduce NVH (noise vibration harshness).

- Central guide for optimized track alignment and reduced occurrences of detracking.
- Optimized track layout with increased angle of attack for better obstacle crossing and snow performance.
- Stamped and welded steel frame for improved strength and durability.
- Easy maintenance with replaceable hub and wheel bearings.
- Main hub is oil bath with 3 bearings inside for consistent lubrication.
- DPS module and engine and CVT pre-filter required.
- Mounting kit sold separately.

*Installation of some accessories shown may impact vehicle compliance with some regulations. Consult your local dealer for information.*

## Apache XC & XC LT Mounting Kit

(Not illustrated)

G3 (except 6x6 models)  
G3L (2023 & up) (except 6x6 models)

**715008264**

- Required for installation of the Apache XC and XC LT Track System.
- Track DPS Module and Pre-Filter not included.

*Installation of some accessories shown may impact vehicle compliance with some regulations. Consult your local dealer for information.*

## APACHE BACKCOUNTRY

### Apache Backcountry Track System

G3  
G3L (except Electric models)

**715005247**



- Designed to deliver the best flotation level and deep-snow performance on the market.
- Contact patch is 23% bigger than the Apache 360 LT.
- Impressive added ground clearance of 7" (18 cm), keeps the vehicle out of deep snow.
- Aggressive track design with 2" (5 cm) lug height for maximum traction on snow.

- Apache Backcountry Mounting Kit and engine and air intake pre-filters are required.
- For winter use only.

*Installation of some accessories shown may impact vehicle compliance with some regulations. Consult your local dealer for information.*

## Apache Backcountry Mounting Kit

(Not illustrated)

G3 (except 6x6 models)  
G3L (except 6x6 & Electric models)

**715010045**

- Required to install Apache Backcountry Track System.
- DPS module and pre-filter not included.
- Improved installation time and switch seasons faster than ever.

*Installation of some accessories shown may impact vehicle compliance with some regulations. Consult your local dealer for information.*

## APACHE 360 & 360 LT

### Apache 360 Track System

G3L (except Electric models)

**715006323**



- Multifunctional tracks perfect for any Can-Am ATV.
- Average ground clearance of 16" (41 cm).
- 1" (2.5 cm) lugs in the front and 1.25" (3.2 cm) in the back.
- Apache 360 and 360 LT Mounting Kit and engine and air intake pre-filters are required.
- EC compliant.

*Installation of some accessories shown may impact vehicle compliance with some regulations. Consult your local dealer for information.*

### Apache 360 LT Track System

G3L (except Electric models)

**715005103**



- Multifunctional tracks designed to support heavy loads and to fit on most Can-Am Off-Road vehicles.
- Front wheel height adjustment provides enhanced attack angle and better performance over rough terrain when raised or increased contact patch for improved flotation when lowered.
- Average ground clearance of 16" (41 cm).
- 1" (2.5 cm) lugs in the front and 1.25" (3.2 cm) in the back.

- Reliable heavy-duty build.
- EC compliant.
- Contact patch is 7 to 9% bigger than the Apache 360's.
- Apache 360 and 360 LT Mounting Kit, Track DPS Module and Engine and Air Intake Pre-filters are required.

*Installation of some accessories shown may impact vehicle compliance with some regulations. Consult your local dealer for information.*

## Apache 360 & 360 LT Mounting Kit

(Not illustrated)

G3L (except Electric models)





**715004992**

- Required to install Apache 360 and 360 LT Track Systems.
- DPS module and pre-filter not included.
- Improved installation time and switch seasons faster than ever.

*Installation of some accessories shown may impact vehicle compliance with some regulations. Consult your local dealer for information.*



## APACHE TRACK SYSTEM ACCESSORIES

Track DPS Module (Not illustrated)	G3 (without iTC)	715007338
	G3L (without iTC) (except Electric models)	
	G3 (with iTC)	715006266
	G3L (with iTC)	
<ul style="list-style-type: none"><li>• An innovative DPS module that ensures speedometer accuracy and optimized steering assist, which make for perfect track control and riding ease.</li><li>• Required to install the Apache and Backcountry Track Systems.</li></ul> <p>Installation of some accessories shown may impact vehicle compliance with some regulations. Consult your local dealer for information.</p>		
Air Intake Engine Pre-filter	G3 G3L (except Electric models)	715008314
	<ul style="list-style-type: none"><li>• Adds extra protection for your engine in harsh riding conditions.</li><li>• The filter blocks particles larger than 0.005".</li><li>• Necessary when tracks are installed.</li></ul>	
Idler Wheel Kit	Apache Backcountry Track System (rear tracks only)	860201230 • 141 mm
	<ul style="list-style-type: none"><li>• Reduces drag and rolling resistance.</li><li>• Includes 2 wheels, brackets and hardware.</li><li>• Add up to 2 kits per rear track.</li><li>• Can extend slider life in hardened snow conditions.</li></ul>	
Sliders with Vespel <sup>†</sup> Inserts	Apache Backcountry Track System	503194815
	<ul style="list-style-type: none"><li>• Use DuPont Vespel inserts for less friction.</li><li>• Longer life.</li><li>• Can be cut to desired length.</li><li>• 8 needed per vehicle.</li><li>• Sold individually.</li></ul>	
Rail Ice Scratchers	Apache Backcountry Track System	860201728
	<ul style="list-style-type: none"><li>• Provide additional lubrication in hard and icy conditions.</li><li>• Rail mounted, small, light.</li><li>• Design expands on coil concept to allow reversing without damage.</li><li>• Easily stored when not in use.</li></ul>	

## APACHE TRACK SYSTEMS FITTING GUIDE

### APACHE BACKCOUNTRY

Model Year / Model		Track	Track Mount	Track DPS Module	Engine Pre-filter	CVT Pre-filter
2023 & Up	G3L	<b>715005247</b>	<b>715010045</b>	<b>715007338</b> (without iTC)	<b>715008314</b>	Not required
	G3			OR <b>715006266</b> (with iTC)		

### APACHE XC AND XC LT

Model Year / Model		Track	Track Mount	Track DPS Module	Engine Pre-filter	CVT Pre-filter
2023 & Up	G3L	<b>715007719</b> (Apache XC LT) and <b>715008664</b> (Apache XC)	<b>715008264</b>	<b>715006266</b> (with iTC)	<b>715008314</b>	Not required
	G3			OR <b>715007338</b> (without iTC)		

### APACHE 360 AND APACHE 360 LT

Model Year / Model		Track	Track Mount	Track DPS Module	Engine Pre-filter	CVT Pre-filter
2023	G3L	<b>715006323</b> (Apache 360)	<b>715004992</b>	<b>715007338</b> (without iTC)	<b>715008314</b>	Not required
		OR <b>715005103</b> (Apache 360 LT)		OR <b>715006266</b> (with iTC)		

The Outlander G3 and G3L plows are tough on snow and easy to install. With ProMount Mounting Pins, there's no drilling, no guesswork. Just a clean fit that stays on year-round without sacrificing ground clearance. Quick to set up, built to push hard.

# BUILD A KIT THAT WORKS HARD.

Combine a mounting kit, push frame, and blade. Then, customize with accessories like the plow angling kit, blade extensions, or edge markers. Easy to install, engineered to last, and tough enough for brutal winter jobs—this lineup covers every plowing need.



## PROMOUNT PLOWS

### PROMOUNT PLOW KITS

#### STEEL – REFERENCE CHART

	54" Black Steel	60" Black Steel	66" Black Steel	72" Black Steel
Plow Kit	715006202	715006203	715006205	—
Blade	715004472	715004202	715009881	715009877
Push Frame	715004980	715004980	715004980	715004980
Mounting Kit	715009483	715009483	715009483	715009483

#### FLEX2 – REFERENCE CHART

	60" Flex2	66" Flex2	72" Flex2
Plow Kit	715006204	715008206	—
Blade	715004203	715009883	715009868
Push Frame	715004980	715004980	715004980
Mounting Plate	715009483	715009483	715009483

## STEEL PLOWS

### Can-Am ProMount 54" (137 cm) Steel Plow Kit

G3, G3L

■ **715006202** • Black



- This kit includes:
- Can-Am ProMount Steel Blade
  - Push Frame with Quick-Attach System
  - Mounting Kit
  - Plow Roller Fairlead

### Can-Am ProMount 60" (152 cm) Steel Plow Kit

G3, G3L

■ **715006203** • Black



- This kit includes:
- Can-Am ProMount Steel Blade
  - Push Frame with Quick-Attach System
  - Mounting Kit
  - Plow Roller Fairlead

### Can-Am ProMount 66" (168 cm) Steel Plow Kit

G3, G3L

■ **715006205** • Black



- This kit includes:
- Can-Am ProMount Steel Blade
  - Push Frame with Quick-Attach System
  - Mounting Kit
  - Plow Roller Fairlead

### Can-Am ProMount Steel Blades 54" (137 cm) Blade

Fits ProMount Push Frame

■ **715004472** • Black



- Blades available individually to create your own kit.
- Compatible with Can-Am ProMount Blade accessories to further enhance plow versatility (some plow accessories are not compatible with 54" (137 cm) plows).
- Not compatible with ProMount Drift Cutters, Blade Extensions and Edge Markers.
- Clears 50" (127 cm) when plow is fully angled.
- Blade height of 14.75" (37 cm).

### Can-Am ProMount Steel Blades 60" (152 cm) Blade

Fits ProMount Push Frame

■ **715004202** • Black



- Blades available individually to create your own kit.
- Compatible with Can-Am ProMount Blade accessories to further enhance plow versatility.
- Clears 54" (137 cm) when plow is fully angled.
- Blade height of 17" (43 cm).

### Can-Am ProMount Steel Blades 66" (168 cm) Blade

Fits ProMount Push Frame

■ **715009881** Black



- Now with an improved shoe design for better flotation with an easy and quick tool-free adjustment.
- Plow blade made from 12-gauge steel.
- Replaceable wear blade.
- Large pin designed for easy blade rotation to eliminate snow buildup at pivot point.
- Blade design provides best snow roll-off at any angle.
- Clears 60" (152 cm) when plow is fully angled.
- Blade height of 17" (43 cm).
- Compatible with Can-Am ProMount Blade accessories to further enhance plow versatility.

### Can-Am ProMount Steel Blades 72" (183 cm) Blade

Fits ProMount Push Frame

■ **715009877** • Black



- Now with an improved shoe design for better flotation with an easy and quick tool-free adjustment.
- Plow blade made from 12-gauge steel.
- Replaceable wear blade.
- Large pin designed for easy blade rotation to eliminate snow buildup at pivot point.
- Blade design provides best snow roll-off at any angle.
- Clears 66" (168 cm) when plow is fully angled.
- Blade height of 17" (43 cm). Compatible with Can-Am ProMount Blade accessories to further enhance plow versatility.

## CAN-AM ProMount FLEX2 PLOW KIT

### Can-Am ProMount 60" (152 cm) Flex2 Plow Kit

G3, G3L

■ 715006204 • Black



This kit includes:

- Can-Am ProMount Flex2 Blade
- Push Frame with Quick-Attach System
- Mounting Kit
- Plow Roller Fairlead

### Can-Am ProMount 66" (168 cm) Flex2 Plow Kit

G3, G3L

■ 715008206 • Black



This kit includes:

- Can-Am ProMount Flex2 Blade
- Push Frame with Quick-Attach System
- Mounting Kit
- Plow Roller Fairlead

## CAN-AM ProMount FLEX2 PLOWS

### Can-Am ProMount Flex2 60" (152 cm) Blade

Fits ProMount Push Frame

715004203



- Plow blade made of UHMWPE, a flexible and impact absorbing material that prevents damage to your plow when accidental impacts occur.
- Replaceable wear blade.
- Large pin designed for easy blade rotation to eliminate snow buildup at pivot point.

- Blade design provides best snow roll-off at any angle.
- Compatible with Can-Am ProMount Blade accessories to further enhance plow versatility.
- Clears 54" (137 cm) when plow is fully angled.
- Blade height of 17" (43 cm).

### Can-Am ProMount Flex2 66" (168 cm) Blade

Fits ProMount Push Frame

715009883



- Now with an improved shoe design for better flotation with an easy and quick tool-free adjustment.
- Plow blade made of UHMWPE, a flexible and impact absorbing material that prevents damaging to your plow when accidental impact occurs.
- Replaceable wear blade.

- Large pin designed for easy blade rotation to eliminate snow buildup at pivot point. Blade design provides best snow roll-off at any angle.
- Clears 60" (152 cm) when plow is fully angled.
- Blade height of 17" (43 cm).
- Compatible with Can-Am ProMount Blade accessories to further enhance plow versatility.

### Can-Am ProMount Flex2 72" (183 cm) Blade

Fits ProMount Push Frame

715009868



- Now with an improved shoe design for better flotation with an easy and quick tool-free adjustment.
- Plow blade made of UHMWPE, a flexible and impact absorbing material that prevents damage to your plow when accidental impacts occur.
- Replaceable wear blade.
- Large pin designed for easy blade rotation to eliminate snow buildup at pivot point.

- Blade design provides best snow roll-off at any angle.
- Compatible with Can-Am ProMount Blade accessories to further enhance plow versatility.
- Clears 66" (168 cm) when plow is fully angled.
- Blade height of 17" (43 cm).

## ANGLE PLOWS

### Can-Am ProMount Angle Blades 60" (152 cm) Steel Oneway State Blade

G3, G3L

715007261



- Make the job easier with the right tools, clear long alleys and make the task easier by sending the snow further out of the way.
- Wing end of plow measures 25" (63 cm) high and tapers down to 17" (43 cm).
- One-way "winged" state plow designed to throw snow higher.
- Rubber Flap (715007299) designed to keep snow away from the driver is offered as accessory (sold separately).
- Can-Am branded.

### Can-Am ProMount Angle Blades 72" (183 cm) Steel Oneway State Blade

G3, G3L

715009879



- Now with an improved shoe design for better flotation with an easy and quick tool-free adjustment.
- Wing end of plow measures 26" (67 cm) high and tapers down to 17" (43 cm).
- One-way "winged" state plow designed to throw snow higher.
- Rubber Flap (715007299) designed to keep snow away from the driver is offered as accessory (sold separately).
- Can-Am branded.



- Allows for more efficient snow projections in various snow conditions.

## CAN-AM ProMount PLOW ACCESSORIES

### Can-Am ProMount Push Frame with Quick-Attach System

G3, G3L

**715004980**



- Heavy-duty steel tubes designed to withstand the roughest use.
- Mount location provides the ultimate push strength and traction.
- Designed for maximum plow lift height.
- Features a self-aligning quick-attach system, an easy foot-release pedal and an ergonomic handle for plow angle adjustment.
- Allows blade to swivel left or right in five positions.
- Compatible with all Can-Am ProMount blades.
- Plow Roller Fairlead and Plow Limit Switch recommended to extend winch cable lifespan.
- Can-Am ProMount Mounting Kit required for installation.
- G3 X mr models: Require X mr Winch Strap Extension for Plow (715010174).

### **NEW** Can-Am ProMount Plow Angling System

G3, G3L

**715010904**



- Converts your plow system into an easy-to-control unit from the driver's seat.
- Using one hand to control all plow motions will allow you to easily concentrate and manage your plowing tasks.
- Compatible with ProMount Blade.
- Push Frame (715004980) is required.
- Push Frame Extension (715006257) is required for installation with the Front Rancher Bumper.
- Winch and plow sold separately.
- Not compatible with Apache Backcountry LT Track System.

### Can-Am ProMount Push Frame Extension

G3, G3L

**715006257**



- 12" (30 cm) push frame extension.
- Required when plow is installed with Apache Track System.

### Can-Am ProMount Mounting Kit

G3, G3L

**715009483**



- Required to install the Can-Am ProMount Push Frame with Quick-Attach System.
- 20 mm mounting rods are designed to stay in place all year round without compromising on ground clearance.
- No drilling required.
- Quick installation directly to the chassis.
- Plow Roller Fairlead included.

### **NEW** Plow Quick Adjust Blade Shoes

ProMount Steel & Flex2 Blades 60" (all years), 66" & 72" (2025 & prior)

**715009751**



- Zinc-plated steel construction for corrosion resistance.
- Easy and quick tool-free adjustment.
- Pre-set adjustment for different heights.
- Larger shoe diameter for greater ground contact.
- Improved shoe design for better flotation.

### **NEW** X mr Winch Strap Extension for Plow

G3 X mr

**715010174**



- Heavy-duty black polyester webbing strap with PVC abrasion protection.
- UV, mildew and stretch resistant.
- Provides a physical height limiter for enhanced frame protection, avoiding contact between plow pushframe and the vehicle.
- Instantly adds significant length to your winch hook.











### Can-Am ProMount Edge Markers

G3, G3L

**715004206**



- Help locate the edges of your plow.
- Height: 24" (60 cm).
- Sold in pairs.
- Compatible with Can-Am ProMount Steel and Flex2 Blades with or without Blade Extensions (except for the Can-Am ProMount Steel 54" (137 cm) Blades).

Can-Am ProMount Drift Cutters	G3, G3L	715006258
	<ul style="list-style-type: none"> <li>• Help keep snow in the plow.</li> <li>• Dimensions: 17" x 13" (43.2 cm x 33 cm).</li> <li>• Sold in pairs.</li> <li>• Compatible with Can-Am ProMount Steel and Flex2 Blades with or without Blade Extensions (except for the Can-Am ProMount Steel 54" (137 cm) Blades).</li> </ul>	
Can-Am ProMount Plastic Wear Blade	G3, G3L	715004480 • 54" (137 cm) 715004481 • 60" (152 cm) 715004482 • 66" (168 cm)
	<ul style="list-style-type: none"> <li>• To help prevent scratches on smooth driveways and markable surfaces.</li> </ul>	
Can-Am ProMount Curved Wear Blade	G3, G3L	715007791 • 60" (152 cm) 715007792 • 66" (168 cm) 715007793 • 72" (183 cm)
	<ul style="list-style-type: none"> <li>• Wear blade designed with a folded back bottom lip.</li> <li>• The increased surface allows for less digging while plowing uneven surfaces.</li> <li>• Ideal for snow covered gravel, grass, paver stone and other soft surfaces.</li> </ul>	
Can-Am ProMount Plow Blade Extensions	G3, G3L	 715004205 • Black  715005319 • Yellow
	<ul style="list-style-type: none"> <li>• Add 3" (8 cm) each side.</li> <li>• Compatible with Can-Am ProMount Blades (except for Can-Am ProMount Steel 54" (137 cm) Blade).</li> <li>• Longer Wear Blade can be installed to further extend the extra length already provided by the extensions.</li> <li>• Compatible with Can-Am ProMount Steel and Flex2 Blades (except for the Can-Am ProMount Steel 54" (137 cm) Blades).</li> </ul>	
Back Drag Blade	ProMount Plows (60" and more)	715007794
	<ul style="list-style-type: none"> <li>• ¼" thick steel swivel scraper.</li> <li>• Lifts up when the vehicle is moving forward so as not to affect the scraping.</li> <li>• Increased capacity to pull snow.</li> <li>• More aggressive scraping in reverse mode.</li> </ul>	
Plow Roller Fairlead	G3, G3L	705009222
	<ul style="list-style-type: none"> <li>• Larger diameter lower roller reduces wear on wire rope for plow application.</li> <li>• Can be used with all ProMount plows.</li> <li>• Included in the Can-Am ProMount Mounting Kit (715009483).</li> </ul>	
Pulley Kit for Alpine Super-Duty Plow	G3, G3L	715000279
	<ul style="list-style-type: none"> <li>• Pulley kit to be used in conjunction with the winch when using a snow plow.</li> <li>• Recommended to increase winch efficiency.</li> <li>• To be used with the XT Front Bumper.</li> </ul>	
<b>Plow Limit Switch</b> <i>(Not illustrated)</i>	G3, G3L	715006319
<ul style="list-style-type: none"> <li>• To control the cable tension when raising your plow system.</li> <li>• Prevents winch, plow push frame and vehicle damage.</li> </ul>		
Synthetic Winch Cable for Plowing		715000540
	<ul style="list-style-type: none"> <li>• Specially designed for plowing applications.</li> <li>• 8' (2.4 m) section of durable, extra-strong synthetic rope.</li> <li>• Stands up to repeated, sharp angle pulls used to lift heavy plow blades.</li> <li>• Temporarily replace your winch rope for plow season to save wear and tear on wire rope.</li> </ul>	




# PARTS AND MAINTENANCE





# PARTS AND MAINTENANCE

Keep an Eye on These Parts	92
Air Filters	94
Oil Filters	94
Batteries	95
Spark Plugs	95
Axles	97
Ball Joints	99
Brakes	100
Drive belts	100
XPS Tires	103
Lubricant & Oil Change Kit	105
Maintenance Products	106









# CAN-AM ATVs G2, G2L, G2S



To make sure your ATV performs as you expect,  
**keep an eye on these components.\*\***

## OIL FILTER 420256188

### ENGINE OIL\*

4T 10W-50 Synthetic Oil	1 quart / 946 ml	9779234
	1 US gallon / 3.785 L	9779235
4T 0W-40 Synthetic Oil	1 quart / 946 ml	9779139
	1 US gallon / 3.785 L	9779140
4t 5W-40 Full Synthetic Oil	1 quart / 946 ml	9779492
	1 US gallon / 3.785 L	9779493

### OIL CHANGE KIT\*

5W-40 Synthetic Oil	500 cc or more V-twin engine	9779488
0W-40 Synthetic Oil	500 cc or more V-twin engine	9779259
10W-50 Synthetic Oil	500 cc or more V-twin engine	9779252
5W-40 Synthetic Oil	450 cc or less	9779487
0W-40 Synthetic Oil	450 cc or less	9779257

### EMISSION CONTROL

Fuel Tank Vent Breather Filter	Non EVAP models	709001120
Canister Vent Pre-filter	CARB and EVAP models	709001109

### AIR FILTER

Performance Air Filter by Twin Air†	715001333
Premium Air Filter	707800371

### CVT AIR FILTER

G2S	707001786
G2, G2L	715003483

### DRIVE BELT

450 cc	422280283
500 cc & more	422280366

## BRAKE PADS

Front & Rear Left	Metallic G2	715900248
Front & Rear Right	Metallic G2	715900249
Front & Rear Left	Organic G2, G2L, G2S (except X mr models)	715601015
Front & Rear Right	Organic G2, G2L, G2S (except X mr models)	715601014

## CV BOOT KITS

Front Wheel Side	G2, G2L, G2S (except X mr models)	705401345
Front Differential Side	G2, G2L, G2S (except X mr models)	705401346
Rear	G2, G2L, G2S (except X mr models)	705501864
Front Wheel Side	X mr models	705401354
Front Differential Side	X mr models	705401355
Rear	X mr models	705501864

## WHEEL BEARINGS 293350150

## FRONT A-ARM BUSHING KIT 703500875

## BALL JOINTS

Lower	703501262
Upper	703501264

## SPARK PLUG

450, 850, 1000R engines	715900352
570, 650, 1000 engines	715900642

## BATTERY

18 Ah Yuasa YTX20L, fact. activated	410301203
-------------------------------------	-----------

\* For Europe, please check the correspondent PN's on page 105.  
\*\*Refer to periodic maintenance chart for proper intervals.

# CAN-AM ATVs G3, G3L



To make sure your ATV performs as you expect,  
**keep an eye on these components.\*\***

<b>OIL FILTER</b>		420256188
<b>OIL FILTER COVER O-RING</b>		420230922
<b>DRAIN PLUG SEALING RING</b>		420552280
<b>ENGINE OIL*</b>		
4T 10W-50 Synthetic Oil	1 quart / 946 ml	9779234
	1 US gallon / 3.785 L	9779235
4T 0W-40 Synthetic Oil	1 quart / 946 ml	9779139
	1 US gallon / 3.785 L	9779140
4T 5W-40 Full Synthetic Oil	1 quart / 946 ml	9779492
	1 US gallon / 3.785 L	9779493
<b>OIL CHANGE KIT*</b>		
5W-40 Synthetic Oil	500 cc or more V-twin engine	9779488
	ACE 650 cc Single cylinder	9779480
0W-40 Synthetic Oil	500 cc or more V-twin engine	9779259
	ACE 650 cc Single cylinder	9779481
10W-50 Synthetic Oil	500 cc or more V-twin engine	9779252
<b>EMISSION CONTROL</b>		
Fuel Tank Vent Breather Filter	Non EVAP models	709001120
Canister Vent Pre-filter	CARB and EVAP models	709001109
<b>AIR FILTER</b>		
G3		703501249
G3L		703501247

<b>DRIVE BELT</b>		
G3L 500 cc		422280226
G3, G3L 700 cc and more		422280225
<b>PDRIVE MAINTENANCE KITS</b>		
Torque Rollers Maintenance Kit		420629224
Ramp Rollers Maintenance Kit		420629237
<b>METALLIC BRAKE PAD</b>		
Left/Right Brake Pad Kit*	(4 pads per kit/hardware included) *Fits front/rear on all G3 1000 and 850 Xmr, and front on G3L.	705602167
Rear Brake Pad Kit**	(2 pads per kit/hardware included) **Fits rear on all G3 850 except Xmr, and G3L.	705602168
<b>CV BOOT KITS</b>		
Front CV Outer Boot Kit	G3-G3L	715500456
Front CV Inner Boot Kit	G3-G3L	715500457
Rear CV Outer Boot Kit	G3-G3L	715500464
Rear CV Inner Boot Kit	G3-G3L	715500465
<b>WHEEL BEARINGS</b>		293350150
<b>BALL JOINTS</b>		
Lower		703501262
Upper		703501264
<b>SPARK PLUG</b>		715900785
<b>BATTERY</b>		
20 Ah, fact. activated	G3	715900973
18 Ah Yuasa YTX20L Fact. activated	G3L	410301203

\* For Europe, please check the correspondent PNs on page 105.  
\*\*Refer to periodic maintenance chart for proper intervals.

Can-Am air filters are built for harsh conditions, delivering superior filtration without choking performance. Made to meet exact specs and protect engines from dust, mud, and debris, they're the first line of defense when the ride gets rough.

# BUILT STRONG. FILTERS SMARTER.

Each filter features high-density pleated media for maximum dirt-holding capacity, a molded seal for tight fit, and durable construction to prevent collapse in extreme conditions. Engineered to work in sync with Can-Am engines—no guesswork, no compromise.



## AIR FILTERS

### Premium Air Filter

- Premium quality filter.
- Prevents airborne contaminants from reaching your engine.
- Protects internal components against premature wear.



Models	
G3, all packages, 2025-2026	703501249
G3L 2023-2026	703501247
G2, G2L, G2S 2011-2026	707800371


## OIL FILTERS

Oil Filters	Models	Oil Filter
	G2, G2L, G2S, G3 & G3L	420256188






## BATTERIES

Batteries	Models	BRP#	TYPE	AMP-HOURS
	G3	<b>715900973</b>	FACTORY ACTIVATED	<b>20</b>
	G3L	<b>410301203</b>	YUASA YTX20L, FACT. ACTIVATED	<b>18</b>
	G2, G2L, G2S	<b>410301203</b>	YUASA YTX20L, FACT. ACTIVATED	<b>18</b>
	DS 70/90	<b>V31500MAA020</b>	FACTORY ACTIVATED	<b>6</b>
	DS 250	<b>715900710</b>	YUASA YTX12, FACT. ACTIVATED	<b>10</b>
	DS 450	<b>715500305</b>	YUASA YT7B-BS	<b>6.5</b>
	RENEGADE 70/110	<b>V31500MAA020</b>	FACTORY ACTIVATED	<b>6</b>

## SPARK PLUGS

Spark Plugs	Models
	G3, G3L (all engines) <b>715900785</b>
	G2, G2L, G2S (450, 850, 1000R) <b>715900352</b>
	G2, G2L, G2S (570, 650, 1000) <b>715900642</b>
	DS 70/90 <b>219703175</b>
	DS 250 <b>219703176</b>
	DS 450 <b>278002297</b>
	DS 650/Traxter <b>707000008</b>
	Renegade 70/110 <b>A9807639A00A</b>

**CAN-AM AXLES ARE ENGINEERED TO EXACT TOLERANCES, TESTED TO ENDURE EXTREME LOADS, AND BUILT WITH HIGH-GRADE MATERIALS TO HANDLE HEAT, FLEX, AND ABUSE WITHOUT COMPROMISE.**

Genuine Can-Am axles perfectly match drive train, steering, and suspension geometries to reduce steering effort, premature wear, and unwanted loads on components such as ball joints, tie-rods, and bearings.

Can-Am axles do more than just transmit power. They protect your ride with carefully engineered thresholds, absorbing stress to protect the rest of your drive train.

Every Can-Am axle is precision-machined, heat-treated chromium and molybdenum alloy steel, combined with TPE CV boots and friction- and heat-reducing grease, resulting in longer joint life.



# HOLD THE POWER. TAKE THE HIT.

Axles act as pressure points in the power system, absorbing stress to help protect more complex and costly components. No weak links. Just smart engineering.





## AXLES

	Model / Package / Engine*	Years	Front				Rear			
			Right Axle	Left Axle	Boot (diff. side)	Boot (wheel side)	Right Axle	Left Axle	Boot (diff. side)	Boot (wheel side)
G3L										
Base / DPS / XT / Pro (incl. MAX models)	Base & DPS 500 Pro & Pro XU HD5 Base, DPS & XT 700 Pro & Pro XU HD7	2023–2024	705402250	705402251	715500457	715500456	705502928		715500465	715500464
	Base & DPS 500 Pro & Pro XU HD5 Base, DPS & XT 700 Pro & Pro XU HD7	2025–2026	705402250	705402251	715500457	715500456	705503679		715500465	715500464
XMR	XMR 700	2023–2024	705402250	705402251	715500457	715500456	705502928		715500465	715500464
	XMR 700	2025–2026	705402250	705402251	715500457	715500456	705503679		715500465	715500464
EV	Electric	2026	705402250	705402251	715500457	715500456	705503679		715500465	715500464
6X6							2nd (middle)	3rd (rear)		
	6x6 DPS 700	2026	705402250	705402251	715500457	715500456	705503679		715500465	715500464
G3										
DPS / XT / XTP / LTD (Including MAX models)	DPS 1000 DPS 1000R	2025–2026	705403312	705403313	715500528	715500464	705503459		715500532	715500531
	XT 1000 XT 1000R	2025–2026	705403312	705403313	715500528	715500464	705503459		715500532	715500531
	XTP 1000 XTP 1000R	2025–2026	705403312	705403313	715500528	715500464	705503459		715500532	715500531
	LTD 1000 LTD 1000R	2025–2026	705403312	705403313	715500528	715500464	705503459		715500532	715500531
XMR	XMR 850 XMR 1000 & 1000R Backcountry 1000R	2025–2026	705403316	705403317	715500530	715500529	705503461		715500532	715500531
Base / DPS / XT (inc. MAX)	Base, DPS & XT 850	2025–2026	705403561	705403562	715500457	715500456	705503679		715500465	715500464
6x6 (inc. MAX)							2nd (middle)	3rd (rear)		
	6x6 Backcountry 1000R	2026	705403316	705403317	715500530	715500529	705503461	705503461	715500532	715500531
	6x6 DPS 850	2026	705403561	705403562	715500457	715500456	705503679	705503679	715500465	715500464
G2L										
Base / DPS / XT / STD+ / Mossy Oak (incl. MAX models)	Base 450 DPS 450	2015–2023	705401428	705401429	715900299	715900298	705501897	705501898	705401346	705401345
	Mossy Oak 450	2021–2023	705401428	705401429	715900299	715900298	705501897	705501898	705401346	705401345
	STD+ 450	2022	705401428	705401429	715900299	715900298	705501897	705501898	705401346	705401345
	Base 500 DPS 500	2015	705401428	705401429	715900299	715900298	705501897	705501898	705401346	705401345
	Base 570 DPS 570	2016–2023	705401428	705401429	715900299	715900298	705501897	705501898	705401346	705401345
	Mossy Oak 570	2016–2023	705401428	705401429	715900299	715900298	705501897	705501898	705401346	705401345
	XT 570	2017–2023	705401428	705401429	715900299	715900298	705501897	705501898	705401346	705401345
	STD+ 570	2022	705401428	705401429	715900299	715900298	705501897	705501898	705401346	705401345
XMR/MR	2016 - 2023	705401116	705401115	705401346	705401345	705501486	705501485	705401346	705401345	705501864
	2022 - 2023	705401116	705401115	705401346	705401345	705501486	705501485	705401346	705401345	705501864
6x6 (incl. MAX models)							2nd (middle)	3rd (rear)		
		2019–2024	705401428	705401429	715900299	715900298	705501897	705501898	705401346	705401345
	6x6 DPS 450						Right 3rd	Left 3rd		
								705501898	705501897	
G2 / G2S										
Base / DPS / XT / XXC / XTP / LTD / Mossy Oak / Winter (incl. MAX models)	Base, DPS, XT 650	2015–2018	705401116	705401115	705401346	705401345	705501486	705501485	705401346	705401345
	Base, DPS, XT, XXC & XTP 800R	2015	705401116	705401115	705401346	705401345	705501486	705501485	705401346	705401345
	Base, DPS, XT, XXC, XTP & LTD 1000	2015–2018	705401116	705401115	705401346	705401345	705501486	705501485	705401346	705401345
	Base, DPS, XT, XXC & XTP 850	2016–2018	705401116	705401115	705401346	705401345	705501486	705501485	705401346	705401345
	Mossy Oak 850	2017	705401116	705401115	705401346	705401345	705501486	705501485	705401346	705401345
	Mossy Oak 1000R	2017–2018	705401116	705401115	705401346	705401345	705501486	705501485	705401346	705401345
	Winter Edition 650	2018	705401116	705401115	705401346	705401345	705501486	705501485	705401346	705401345
	Winter Edition 850	2018	705401116	705401115	705401346	705401345	705501486	705501485	705401346	705401345
Base / DPS / XT (inc. MAX models)	Base, DPS & XT 500	2015	705401428	705401429	715900299	715900298	705501486	705501485	705501864	705501864
	DPS & XT 570	2016	705401428	705401429	715900299	715900298	705501486	705501485	705501864	705501864
	Base 570	2016–2018	705401428	705401429	715900299	715900298	705501486	705501485	705501864	705501864
	DPS & XT 570	2018	705401428	705401429	715900299	715900298	705501486	705501485	705501864	705501864
XMR	XMR 650	2015–2018	705401703	705401704	705401355	705401354	705501848	705501847	705501864	705501864
	XMR 800R	2015	705401703	705401704	705401355	705401354	705501848	705501847	705501864	705501864
	XMR 1000	2015	705401703	705401704	705401355	705401354	705501848	705501847	705501864	705501864
	XMR 1000R	2016–2018	705401703	705401704	705401355	705401354	705501848	705501847	705501864	705501864
	XMR 650	2019–2026	705402238	705403009	705401355	705401354	705503024	705503025	705501864	705501864
	XMR 850	2019–2024	705402238	705403009	705401355	705401354	705503024	705503025	705501864	705501864
	XMR 1000R	2019–2026	705402238	705403009	705401355	705401354	705503024	705503025	705501864	705501864

## AXLES

Model / Package / Engine*	Years	Front				Rear			
		Right Axle	Left Axle	Boot (diff. side)	Boot (wheel side)	Right Axle	Left Axle	Boot (diff. side)	Boot (wheel side)

### G2 / G2S (continued)

<b>Base / DPS / XT / XTP / XXC / XMR / Winter, North, Mossy Oak &amp; Hunting Editions (inc. MAX)</b>	Renegade 570	2019–2022	705402236	705402235	705401346	705401345	705502711	705502710	705501864	705501864
	Renegade XMR 570	2019–2021	705402236	705402235	705401346	705401345	705502711	705502710	705501864	705501864
	DPS & XT 650	2019–2022	705402236	705402235	705401346	705401345	705502711	705502710	705501864	705501864
	Base 650	2019–2025	705402236	705402235	705401346	705401345	705502711	705502710	705501864	705501864
	Winter Edition 650	2019	705402236	705402235	705401346	705401345	705502711	705502710	705501864	705501864
	Mossy Oak 650	2020–2022	705402236	705402235	705401346	705401345	705502711	705502710	705501864	705501864
	Winter Edition 850	2019	705402236	705402235	705401346	705401345	705502711	705502710	705501864	705501864
	XXC 850	2019–2022	705402236	705402235	705401346	705401345	705502711	705502710	705501864	705501864
	Base, DPS, XT, XTP 850	2019–2024	705402236	705402235	705401346	705401345	705502711	705502710	705501864	705501864
	North Edition 850	2020–2021	705402236	705402235	705401346	705401345	705502711	705502710	705501864	705501864
	Hunting Edition 850	2023–2024	705402236	705402235	705401346	705401345	705502711	705502710	705501864	705501864
	Base & DPS 1000R	2019	705402236	705402235	705401346	705401345	705502711	705502710	705501864	705501864
	Mossy Oak 1000R	2019	705402236	705402235	705401346	705401345	705502711	705502710	705501864	705501864
	XT, XTP & LTD 1000R	2019–2024	705402236	705402235	705401346	705401345	705502711	705502710	705501864	705501864
	XXC 1000R	2019–2026	705402236	705402235	705401346	705401345	705502711	705502710	705501864	705501864

### 6x6 (inc. MAX models)

							2nd (middle)	3rd (rear)		
6x6 XT 650	2015–2016	705401116	705401115	705401346	705401345	705501486	705501485	705401346	705401345	
6x6 DPS 650	2017–2018	705401116	705401115	705401346	705401345	705501486	705501485	705401346	705401345	
6x6 XT 1000	2015–2018	705401116	705401115	705401346	705401345	705501486	705501485	705401346	705401345	
6x6 DPS 650	2019–2025	705402236	705402235	705401346	705401345	705502711	705502710	705501864	705501864	
6x6 XT 1000	2019–2025	705402236	705402235	705401346	705401345	705502711	705502710	705501864	705501864	
							Right 3rd	Left 3rd		
6x6 XT 650						705501485	705501486			
6x6 DPS 650						705501485	705501486			
6x6 XT 1000						705501485	705501486			
6x6 DPS 650						705502710	705502711			
6x6 XT 1000						705502710	705502711			

# BALL JOINTS

## Suspension Arm Ball Joint with Hardware

<b>Upper</b> All models & packages 2015-2026
<b>Lower</b> All models & packages 2015-2026

<b>703501264</b>
<b>703501262</b>



- Robust design for off-road usage and sealed for prolonged durability.

Strength, stability, and control. Can-Am A-arms and ball joints are built to keep the suspension locked in and tires planted. Engineered for max articulation, impact resistance, and durability in brutal terrain, they help keep machines running and riders moving.

# MADE TO FLEX. BUILT TO HOLD.

High-strength ball joints absorb punishing hits and deliver full-angle movement without binding. Superior sealing and lubrication keep dirt out and performance in. Designed to maintain contact with the ground, because traction means control, and control means confidence.






These are the same high-performance pads installed at the factory, now available in complete kits for quick, full replacements. Engineered with Can-Am, in collaboration with Brembo, to deliver consistent stopping power, even in the toughest off-road conditions.

## BUILT FOR BRUTAL STOPS

These pads are optimized for off-road abuse, built to handle heat, grit, and repeat impact. Every kit includes the right components for a full pad swap, with stopping power that never backs down.



### BRAKES

#### Metallic Brake Pad Kit

- Sintered compound delivers an optimal balance between durability, braking power, and noise.
- Each of our friction compounds is the result of joint research and development with industry leader Brembo.
- 1 SKU now includes left and right pads and all necessary hardware.



Models	Front	Rear Left	Rear Right
Outlander 500/700 G3L		N/A	715900248
Outlander Pro G3L	705602167		
Outlander G3	705602167	705602167	

Please contact your dealer or visit our online store at [canamoffroad.com](http://canamoffroad.com) for suggested fitment.

### DRIVE BELTS

#### Drive Belt

- High-performance design ideal for off-road use.
- BRP-specific calibration adjusted to best suit your Can-Am vehicle.



Models	CVT Drive Belt
G3L (500 cc)	422280226
G3, G3L (700 cc and more)	422280225
G2, G2L, G2S (450 cc)	422280283
G2, G2L, G2S (500 cc and more)	422280366
DS70/90	V23100CJF020
DS250	S23100RB1000
Renegade 70/110	A2310018S000



Engineered to fit each Can-Am model, BRP drive belts are precisely calibrated to match clutch systems for maximum transfer, zero RPM loss, and unmatched throttle response. Field-tested and race-proven, they're built to take the heat. Literally.

# DESIGNED TO PERFORM. PROVEN TO WIN.

From dyno to desert, BRP drive belts are tested in brutal real-world and race conditions.

1

## THE TOP COG

adds strength and limits deformation. It's made from a different compound than the lower cog to suit distinct power transfer roles.

2


## ADHESION LAYERS

promote bonding between the cogged undercord compound and the aramid cord.

3

## THE TENSILE CORD

is made with lightweight, high-strength aramid cords, each layer matched to your vehicle's specific power and performance demands.



4

## THE UNDERCORD

is a custom mix of natural/synthetic rubbers and high-performance materials, designed for ideal flex and clutch engagement.

5

## IMPREGNATED FABRIC

boosts wear resistance for both the belt and your clutches.





# XPS

## A TIRE FOR EVERY PURPOSE.



## XPS TIRES

aren't just made to fit your vehicle, they're made to work perfectly with it.

### DESIGN

Designed and engineered specifically for Can-Am, all tread patterns and tire aspects have been crafted to exact XPS specifications, giving you an exclusive tire designed to perform like no other.

### TESTING

Every XPS tire goes through extreme testing—such as puncture, mileage, speed rating, and weight—to meet the same performance standards as your Can-Am vehicle.

### COMPLETE LINEUP

The fast-growing lineup of XPS tires covers a vast range of the most popular sizes and specifications. ATV or SSV, 6- or 8-ply rating, radial or not, XPS has a purpose built tire for your playground.

# XPS TIRES

## SHOP BY USAGE



GRAVEL &  
HARD PACK



ROCK



MUD

### NEW XPS Recon Force



- Utility inspired tire.
- Shallow depth tread designed to handle hard pack terrain, increasing tread life.
- Tight tread pattern to offer a smooth ride and minimal ground disturbance without compromising performance.
- Designed for efficiency.
- Tread depth: 15 mm - (0.6").

**705403520** • 26X8R14  
**705503616** • 26X10R14

### NEW XPS Iron Force



- 6-ply rated construction.
- Multiple crown radius setup made to look square, reduce steering feedback, and enhance grip and tire cornering.
- Tread depth: 16 mm - (0.6").

**705403823** • 30X9R14

### XPS Trail Force



- All-terrain radial tire.
- 6-ply rated construction.
- Versatile and suitable for many types of terrain.
- Aggressive tread pattern for better traction on dirt, mud and rocky terrains.
- Tread depth: 20 mm (0.78").

**705403026** • 26X8R14  
**705503322** • 26X10R14

### XPS TRAIL KING



- All-terrain radial tire.
- 6-ply rated construction.
- Aggressive tread pattern for tougher terrains.
- An almost continuous center tread offers a smoother trail ride.
- Tread depth: 22 mm - (0.90").

**705402713** • 26X8R12  
**705503073** • 26X10R12  
**705403464** • 27X8R14  
**705503579** • 27X10R14  
**705403730** • 28X8R14  
**705503813** • 28X10R14

### XPS TRAIL KING 2



- All-terrain radial tire.
- 6-ply rated construction.
- Tire excels in various terrains from loose to hard packed.
- Non-directional tread pattern with optimized construction providing precision handling and ensuring maximum grip and low rolling resistance.
- Tread depth: 20 mm - (0.8").

**705403398** • 26X8R14  
**705503518** • 26X10R14  
**705403397** • 27X8R14  
**705503517** • 27X10R14

### XPS SWAMP KING



- Bias tires for mud and trail.
- 6-ply rated construction.
- Ultimate performance in mud without sacrificing good trail handling.
- Tread depth: 38 mm (1.49").

**705403674** • 28X8X14  
**705503762** • 28X10X14

### XPS SWAMP KING XL



- Bias ply for mud and trail.
- 6-ply rated construction.
- Our best performing mud tire that does not compromise your trail riding.
- Deep V grooved lugs with extended shoulder tread for max traction in deep ruts that also help eject mud faster.
- Tread depth: 38 mm (1.49") center, max depth 52 mm (2.05").

**705403381** • 30X9X14  
**705503687** • 30X10X14





Powersport engines are some of the most powerful for their size. This reality creates a lot of pressure and stress on all components, including oils and lubricants. Finding the right balance between lubrication and durability is hard, but that's exactly what you'll find in every XPS bottle. Our chemistry evolved over thousands of testing hours to deliver power and durability like only XPS can.

# XPS

## OIL THAT GOES THE DISTANCE



## XPS OILS

Developed as an integral part of the engine and vehicle, XPS lubricants don't settle for a certification. Always looking for more power and torque is in our DNA. This quest for performance created our need for specifically engineered lubricants.



# LUBRICANT & OIL CHANGE KIT

## LUBRICANT

### XPS 4T 10W-50 Synthetic Oil



- Engineered for heavy-duty and high-performance 4-stroke engines, including turbocharged, supercharged and racing engines.
- Formulated using carefully selected and strenuously tested base stocks and custom additives.
- Offers thick film strength to protect bearings and a proven high-temp detergency to minimize deposits, prevent shear, provide thermal stability, and combat fuel dilution to ensure maximum performance from your engine.

**9779234** (US) • 1 qt / 946ml  
**9779240** (EU) • 1 qt / 946ml  
**9779235** • 3.785 L

### XPS 4T 0W-40 Synthetic Oil



- Powersport formula with premium anti-wear and anti-corrosion additives.
- The best choice for high-performance snowmobile, ATV and SXS 4-stroke engines used in cold weather.
- Provides superior engine and transmission protection against heat, rust and corrosion.
- Delivers optimal performance in high and low temperatures.

**9779139** (US) • 1 qt / 946 ml  
**9779286** (EU) • 1 qt / 946 ml  
**9779140** (US) • 3.785 L  
**9779287** (EU) • 3.785 L

### XPS 4T 5W-40 Synthetic Oil



- Off-road formula with premium anti-wear and anti-corrosion additives.
- Designed for high-performance off-road, on-road and PWC 4-stroke engines, including turbo or supercharged powersports engines.
- Provides superior engine and transmission protection against rust and corrosion, even in extreme conditions.

**9779492** (US) • 1 qt / 946 ml  
**9779900** (EU) • 1 qt / 946 ml  
**9779493** (US) • 3.785 L  
**9779901** (EU) • 3.785 L

## OIL CHANGE KIT

Engine Oil Change Kit	Models	Product	
	Rotax® 450 cc or Less Engine	4T 5W-40 Synthetic Oil Change Kit	<b>9779487</b> (US) <b>9779954</b> (EU)
	Rotax® 450 cc or less Engine	4T 0W40 Synthetic Oil Change Kit	<b>9779257</b> (US) <b>9779409</b> (EU)
	ACE 650 cc Single Cylinder Engine	4T 5W-40 Synthetic Oil Change Kit	<b>9779480</b> (US) <b>9779952</b> (EU)
	ACE 650 cc Single Cylinder Engine	4T 0W-40 Synthetic Oil Change Kit	<b>9779481</b> (US) <b>9779417</b> (EU)
	Rotax® 500 cc or More V-Twin Engine	4T 5W-40 Synthetic Oil Change Kit	<b>9779488</b> (US) <b>9779953</b> (EU)
	Rotax® 500 cc or More V-Twin Engine	4T 0W-40 Synthetic Oil Change Kit	<b>9779259</b> (US) <b>9779406</b> (EU)
	Rotax® 500 cc or More V-Twin Engine	4T 10W-50 Synthetic Oil Change Kit	<b>9779252</b> (US) <b>9779401</b> (EU)

- Ultra-convenient "all-in-one" Engine Oil Change Kit saves time and money.
- Includes XPS Synthetic Oil, Oil Filter, O-Rings and Washer.

# MAINTENANCE PRODUCTS

Synthetic Gear Oil	75W-90	9779158 (US) • 1 qt / 946 ml
	75W-140	9779212 (EU) • 1 qt / 946 ml
		9779160 (US) • 1 qt / 946 ml 9779215 (EU) • 1 qt / 946 ml
 <ul style="list-style-type: none"> <li>• Uses custom additives to provide the best performance in Visco-Lok™ and Smart-Lok™ differentials.</li> <li>• Allows higher loads, superior shear stability and reduced oxidation.</li> <li>• Exceptional wear protection and superior performance at all operating temperatures.</li> </ul>		
Extended Life Pre-Mixed Coolant		9779150 • 1 qt / 946 ml 619590728 (Scandinavia) • 1 qt / 946 ml
 <ul style="list-style-type: none"> <li>• Antifreeze/coolant contains the correct dilution and the necessary additives to prevent corrosion and inhibit cavitation in BRP cooling systems.</li> <li>• Long-life, 5-year formula specially formulated for BRP vehicles.</li> <li>• Superior heat transfer.</li> <li>• Ideal replacement for vehicles that normally use a 2-year antifreeze/coolant (green).</li> <li>• 5 years (orange).</li> </ul>		
Anti-Corrosive Lubricant		9779701 • 14 oz / 400 g 619590733 (Scandinavia) • 14 oz / 400 g
 <ul style="list-style-type: none"> <li>• Multipurpose lubricant that can also be used to prevent rust, corrosion and moisture intrusion.</li> <li>• It contains extreme pressure additives that work as an all-around lubricant for just about anywhere lubrication is needed.</li> </ul>		
Extreme Duty Suspension Grease		9779708 • 14 oz / 400 g
 <ul style="list-style-type: none"> <li>• Designed to work specifically with the components found in Can-Am vehicle suspensions.</li> <li>• It is highly stable and offers optimal lubrication at both extreme cold and high temperatures while protecting suspension components from dirt and moisture, as well as corrosion under extreme washout conditions.</li> </ul>		
XPS Spline Grease		9779704 • 3 fl oz / 118 ml
 <ul style="list-style-type: none"> <li>• Formulated with molybdenum disulfide and synthetic graphite for maximum durability and long-lasting protection.</li> <li>• High performance formula that protects against wear, seizure, rust, corrosion, and extreme temperatures.</li> <li>• Ensures smooth assembly and disassembly, with consistent low-friction performance.</li> </ul>		
DOT 4 Brake Fluid		9779151 (US) • 12 fl oz / 355 ml 9779207 (EU) • 12 fl oz / 355 ml
 <ul style="list-style-type: none"> <li>• Meets or exceeds all DOT3 and DOT4 brake fluid requirements.</li> <li>• High-temperature formula resists fade and also conditions seals and O-rings in braking system.</li> </ul>		
Racing Brake Fluid RS600		9779152 • 12 fl oz / 355 ml
 <ul style="list-style-type: none"> <li>• Exceeds DOT4 brake fluid requirements for extreme conditions and competition use.</li> <li>• Extreme, 579-degree boiling point temperature is ideal for high-demand competition conditions to combat brake fade.</li> <li>• Will not harm seals or braking system components.</li> <li>• Should be added only to a clean/unfilled system to avoid dilution and diminished performance.</li> <li>• Low-moisture formula slows water vapor absorption through multiple heat cycles.</li> <li>• Recommended for use in Ski-Doo and Can-Am racing applications.</li> </ul>		
Fuel Stabilizer		9779171 (US) • 8 fl oz / 236 ml 9779183 (EU) • 8 fl oz / 236 ml
 <ul style="list-style-type: none"> <li>• Ethanol-compatible and will stabilize fuel in your tank to keep it from breaking down and causing hard starting, throttle hesitation and poor run quality.</li> <li>• Since ethanol attracts moisture, this product contains powerful anti-corrosion additives to protect fuel system components.</li> <li>• Prevents problems associated with E10 fuels.</li> </ul>		

# CAN-AM APPAREL

Sizing chart	109
Communication systems	110
Helmets and goggles	112
Mud gear	116
Rainwear	116
Gloves	117
Can-Am x Fasthouse	118
Everyday wear	126
Signature collection	130
UV Protection and Play	135
Play and licensing products	136
Replacement parts	137

---

Always use the digital version  
of the Products Spec Book for  
the most updated information.

---

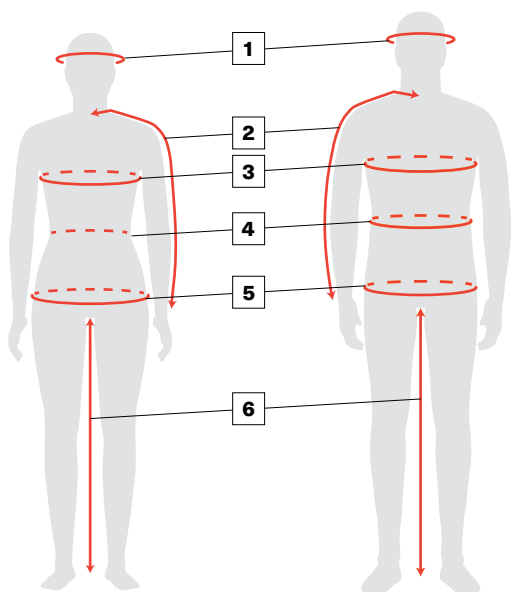






# SIZING CHART

# HOW TO MEASURE



- For best results, have someone else take measurements.
- Measure body in underwear.
- Tape must be snug but not tight.
- If measurements fall between two sizes, order the larger size.

<b>1 HEAD</b>	Around your head, from the center of the forehead, above the ears and over the natural bump at the back of the head.
<b>2 ARM LENGTH</b>	Let the hands hang down on the side in a slightly bent position. Measure from the center of the back of your neck, along the length of your arm, to the wrist.
<b>3 CHEST/BUST</b>	Measure under your arms, around the fullest part of your chest.
<b>4 WAIST</b>	Measure around your natural waistline, keeping one finger between the tape and body.
<b>5 HIPS</b>	Across the widest part of the seat.
<b>6 INSEAM</b>	Without shoes, from your crotch to the floor.

## DID YOU KNOW?

We redefined our fit for all of our new collections. You now have three categories for our riding gear and sportswear items. You can find the fit of each style in their description so you know what you are getting.

### FIT GUIDE

Sportswear

SLIM

REGULAR

RELAXED

Riding Gear

FITTED

REGULAR

RELAXED



# What code represents your style?

- 1 Find your size and color.
- 2 The corresponding code is THE CODE you use to complete the part number on your order.

Example:  
440975 (style number for the Men's Sythe Mesh Jacket CE/UKCA)  
06 (sizing code M)  
90 (color code Black)

Full SKU: **Style** 440975 **Size** 06 **Color** 90

## SIZING CODE

Adult		Adult		Adult		Adult		Adult		Adult		Youth / Kids	
Size	Code	Size	Code	Size	Code	Size	Code	Size	Code	Size	Code	Size	Code
One Size	00	XLT	13	X	26	5	24	13	33	36	40	3-4	79
XS	02	2XL	14	1X	86	6	25	14	34	38	41	5-6	52
S	04	2XLT	15	2X	87	7	27	16	35	40	42	6-8	48
M	06	3XL	16	3X	95	8	28	18	78	42	43	7-8	54
MT	07	3XLT	17	1	20	9	29	28	36			10-12	49
L	09	4XL	18	2	21	10	30	30	37	S / M	72	14-16	50
LT	10	4XLT	19	3	22	11	31	32	38	M / L	91		
XL	12	5XL	88	4	23	12	32	34	39	L / XL	73		

## COLOR CODE

Name	Code	Name	Code	Name	Code	Name	Code
Clear	00	Warm Grey	15	Ice	38	Light Blue	81
White	01	Lava Red	17	Violet	41	Indigo Blue	82
Brown	04	Mixed Color	18	Deep Purple	42	Royal Blue	83
Charcoal Grey	07	Mirror Silver	22	Smoke	57	Navy	89
Silver	08	Magnesium	24	Green	70	Black	90
Grey	09	Lilac	25	Teal	74	Black with Graphics	94
Yellow	10	Hi-Vis Yellow	26	Turquoise (Aqua)	76	Amber	95
Gold	11	Heather Charcoal	29	Army Green	77	Ivory	97
Orange	12	Red	30	Denim Blue	79		
Coral	13	Pink	36	Blue	80		

## APPAREL AND SPORTSWEAR

### MEN'S 170 - 182 CM

	XS	S	M	L	XL	2XL	3XL
Sizing Code	02	04	06	09	12	14	16
Chest	81-86	88-92	96-101	107-112	117-122	127-132	137-142
Waist	66-71	74-79	81-86	91-97	101-107	112-117	122-127
Hips (seat)	81-86	88-92	96-101	107-112	117-122	127-132	137-142
Arm length	76	79	81	84	86	89	89
Inseam	79	80	81	81	81	81	81

### WOMEN'S 160-176 CM

	XS	S	M	L	XL	2XL	3XL
Sizing Code	02	04	06	09	12	14	16
Chest	83-88	88-92	94-99	101-107	112-117	122-127	132-142
Waist	69-74	74-79	79-84	86-91	96-101	107-112	117-127
Hips (seat)	91-97	96-101	101-107	109-114	112-124	122-135	140-150
Arm length	74	76	76	79	79	81	81
Inseam	76	76	76	76	76	76	76

Glove sizing information is available on page 116.

## HELMETS

### MEN'S & WOMEN'S

	2XS	XS	S	M	L	XL	2XL	3XL
Sizing Code	01	02	04	06	09	12	14	16
Head (inches)	20 7/8-21 1/4	21 5/8-22	22 3/8-22 3/4	23 1/8-23 5/8	24-24 3/4	24 3/4-25 1/8	24 3/4-25 1/8	25 1/2-25 7/8
Head (cm)	53-54	55-56	57-58	59-60	61-62	63-64	63-64	65-66

# VIBE ON ANY HELMET

The Vibe Communication System delivers unparalleled connectivity and versatility when you ride. Fully compatible with most BRP helmets, this comm system might as well be an extension of the vehicle's ecosystem. This standout lets you chat, listen and ride all day long in comfort no matter how cold it is!




ONE CLICK TO CONNECT WITH OTHER MESH RIDERS	UNPARALLELED TALK TIME UP TO 12 HOURS (8 HOURS AT 0 °F)
SOUND BY HARMAN/KARDON®	OPEN MESH INTERCOM
UNIVERSAL FIT AND EASY TOOLLESS ASSEMBLY	FULL COMPATIBILITY WITH MOST HELMETS

**DID YOU KNOW ABOUT VIBE AND THE BRP GO! APP?**  
 Ready, set, go! Set up and manage the Vibe Communication System in no time directly in the free BRP GO! mobile app. You can check the battery level, modify the audio settings and much more!


	OPEN MESH INTERCOM: LIMITLESS		MULTI-LANGUAGE VOICE COMMAND
	GROUP MESH INTERCOM: UP TO 24 RIDERS		INTERCOM UP TO 2 KM / 1.2 MILES IN OPEN TERRAIN

# COMMUNICATION SYSTEMS

MISC	Vibe Universal Comm System by BRP	929105 · One size	Matte Black (93)
		<ul style="list-style-type: none"> <li>VIBE UNIVERSAL Comm System with superior audio quality for most BRP helmets.</li> <li>Sound by Harman Kardon®.</li> <li>Mesh-only system: Robust reliability compatible with all Sena Mesh devices.</li> <li>Battery capacity: up to 12 hours of talk time (8 hours at 0 °F).</li> <li>One-click-to-connect simplicity with other mesh riders.</li> <li>Mesh Intercom™ features superior audio quality.</li> <li>Up to 2 km/1.2 miles in open terrain. Range can be extended with multiple riders.</li> <li>Multi-channel protocol in open mesh allows users to switch between nine comm channels.</li> </ul>	<ul style="list-style-type: none"> <li>Convenience of voice-activated digital assistant access ("OK Google"/"Hey Siri").</li> <li>Rapid charging.</li> <li>Glove-friendly interface.</li> <li>Compatible with all BRP helmets.</li> <li>When paired with the BRP GO! app, you can manage many settings such as sound, mesh channel options, software updates, battery level, handlebar control and more.</li> <li>Wired and boom microphones included.</li> <li>3-year limited warranty.</li> </ul> <p><i>For safety reasons, the battery cannot be charged while riding. Considering the increased risks inherent in charging a battery, BRP has chosen NOT to make this action possible to guarantee maximum user safety.</i></p>

# PYRA AND FLINT: BETTER THAN EVER!

The Can-Am Pyra helmets: where style meets performance. With the lightest helmet in our collection featuring high airflow and ERT protection, you'll be covered!



## PROTECTION

Energy Reduction Technology (ERT) redirects force away from the head in the event of a fall.



## LIGHTWEIGHT

Our lightest helmet starting at 1,240 g.



## AIRFLOW

Don't sweat the ride with an open chin, removable wind deflector and rear vents.

LIGHTWEIGHT



ACCESSIBLE



DOT/ECE



## PERFECT FIT!

Experience unmatched comfort and fit with the Flint goggles and Pyra helmet—the ideal combination for your ride.



Can-Am Pyra  
Phantom Helmet  
**GREY**  
929159\_09



Can-Am Flint  
Phantom UV Goggles  
**RED**  
286834\_30



Can-Am Flint  
Phantom UV Goggles  
**SMOKE**  
286834\_57

Can-Am Pyra  
Phantom Helmet  
**BLACK**  
929159\_90



The Can-Am Flint goggles feature an injected PC lens that is anti-scratch and anti-fog and has distortion-free optics.

- ✓ UV protection
- ✓ Anti-fog
- ✓ Anti-scratch
- ✓ Frameless
- ✓ Designed to fit with the Pyra helmet

Second lens included



# HELMETS AND GOGGLES

UNISEX

<b>Can-Am Pyra Phantom Helmet</b>	DOT ECE2206	<b>929159</b> • XS, S, M, L, XL, 2XL, 3XL	Black (90), Grey (09)
-----------------------------------	-------------	---	-----------------------



- 4-year limited warranty.
- Advanced plastic-composite shell with Energy Reduction Technology (ERT).
- Two-position adjustable peak.
- Front and rear hi-max air vent system to maximize cooling.
- Removable, washable and replaceable moisture-wicking liner.
- Lightweight double-D chin strap.
- Weight: ±1,270 grams for size Large.
- DOT/ECE 2206 certified.

<b>Can-Am Pyra Fade Helmet</b>	DOT ECE2206	<b>929078</b> • XS, S, M, L, XL, 2XL, 3XL	Beige (02), Turquoise (Aqua) (76), White (01)
--------------------------------	-------------	---	---



- 4-year limited warranty.
- Advanced plastic-composite shell with Energy Reduction Technology (ERT).
- Two-position adjustable peak.
- Front and rear hi-max air vent system to maximize cooling.
- Removable, washable and replaceable moisture-wicking liner.
- Lightweight double-D chin strap.
- Weight: ±1,310 grams for size Large.
- DOT/ECE 2206 certified.

<b>Can-Am Pyra Helmet</b>	DOT ECE2206	<b>929038</b> • XS, S, M, L, XL, 2XL, 3XL	Charcoal Grey (07)
---------------------------	-------------	---	--------------------



- 4-year limited warranty.
- Advanced plastic-composite shell with Energy Reduction Technology (ERT).
- Two-position adjustable peak.
- Front and rear hi-max air vent system to maximize cooling.
- Removable, washable and replaceable moisture-wicking liner.
- Lightweight double-D chin strap.
- Weight: ±1,310 grams for size Large.
- DOT/ECE 2206 certified.

<b>Can-Am Flint Phantom UV Goggles</b>	<b>286834</b> • One size	Red (30), Smoke (57)
--	--------------------------	----------------------



- The Can-Am Flint Phantom goggles feature an injected PC lens that is anti-scratch and anti-fog and has distortion-free optics.
- Thermo-formed 3-layer face foam offers best fit.
  - No-slip silicone strap keeps goggles in place.
  - Injection-molded PC cylindrical lens provides distortion-free vision and enhanced impact resistance.
- Tinted lens with anti-scratch and anti-fog performance with mirrored coating.
  - Included extra clear lens for low-light conditions.
  - Removable nose guard for extra deflection against debris.



**Can-Am Flint Photochromic Goggles**

**448779** • One size

Charcoal Grey (07)



- Thermo-formed 3-layer face foam offers best fit.
- No-slip silicone strap keeps goggles in place.
- Injection-molded PC cylindrical lens provides distortion-free vision and enhanced impact resistance.

- Lens VLT from 80% to 28% with anti-scratch and anti-fog performance and with mirrored coating.
- Removable nose guard for extra deflection against debris.

**Can-Am Trench UV Goggles**

**448696** • One size

Charcoal Grey (07), White (01)



- The Can-Am Trench goggle features injection PC lens that is anti-scratch and anti-fog and has distortion-free optics.
- Thermo-formed 3-layer face foam offers best fitting.
  - No-slip silicone strap keeps goggles in place.

- Injection-molded PC cylindrical lens provides distortion-free vision and enhanced impact resistance.
- Single lens with anti-scratch and anti-fog performance.
- Removable nose guard for extra deflection against debris.

**Can-Am Trench OTG Goggles**

**448792** • One size

Matte Black (93)



- The Can-Am Trench OTG goggles feature an injected PC lens that is anti-scratch and anti-fog and has distortion-free optics.
- Thermo-formed 3-layer face foam offers best fit.
  - No-slip silicone strap keeps goggles in place.
  - Injection-molded PC cylindrical lens provides distortion-free vision and enhanced impact resistance.

- Single lens with anti-scratch and anti-fog performance.
- Removable nose guard for extra deflection against debris.
- Fits over most of the prescription glasses on the market with lens height below 2 in. (51 mm) and with arm width of 5 3/4 in. (146 mm).



# FULL-FACE ACCESSIBILITY

## Open-Face Helmets

Designed for freedom and visibility. Offering a wide field of vision, allowing you to better enjoy the scenery and stay aware of your surroundings. You'll be sure to be comfortable with these stylish and ultra-light helmets.

### LIGHTWEIGHT

Advanced light-plastic composite shell. Enjoyable for short or longer rides.

### OPEN-FACE HELMET

Perfect for full-face accessibility.

### COMFORT

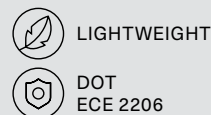
Ultra-comfortable and washable linings.



**BLACK WITH GRAPHICS**  
929150\_94



**MATTE BLACK**  
929140\_93 (US)  
929185\_93 (Europe)



### NEW Can-Am Retro Open Face Helmet

DOT

929150 • S, M, L, XL, 2XL

Black with Graphics (94),  
Matte Black (93)



- Advanced thermoplastic shell.
- Multi-density EPS.
- 2 shell sizes and 3 EPS sizes for better fit and comfort.
- Removable peak.
- Ultracomfort, removable and hand-washable linings.
- Quick-release chin strap.
- Eyewear compatible.
- Communication system-ready.
- Fit: Medium Oval.
- DOT-certified.
- Not available in Europe.
- Weight
  - XS-L: 1,140 g ± 50 g.
  - XL-XXL: 1,200 g ± 50 g.
- Not available in Europe.

### Can-Am Exome Helmet

DOT ECE2206

929040 • XS, S, M, L, XL, 2XL, 3XL

Sand (03), Charcoal Grey (07)



- Perfect for adventure riding, on or off the trails.
- Modular helmet with advanced plastic-composite shell.
- Pinlock-ready multi-position and anti-scratch visor.
- Interchangeable retractable sun visor.
- Removable aerodynamic peak.
- Ultra-comfortable washable linings.
- Adjustable air vents and exhausts.
- DOT/ECE 2206 certified.

### Can-Am Exome Open-Face Helmet

DOT

929140 (US)  
XS, S, M, L, XL, 2XL, 3XL

Grey (09), Matte Black (93)



- Perfect for adventure riding, on or off the trails in summer conditions.
- Advanced plastic composite shell.
- Anti-scratch amber visor.
- Interchangeable retractable sun visor.
- Fixed aerodynamic peak.
- Ultra-comfortable washable linings.
- Adjustable air vents and exhausts.
- DOT-certified.
- Not available in Europe.

### NEW Can-Am Exome Open-Face Helmet

ECE2206

929185 (Europe)  
XS, S, M, L, XL, 2XL, 3XL

Matte Black (93)



- Perfect for adventure riding, on or off the trails in summer conditions.
- Advanced plastic composite shell.
- Anti-scratch amber visor.
- Interchangeable retractable sun visor.
- Fixed aerodynamic peak.
- Ultra-comfortable washable linings.
- Adjustable air vents and exhausts.
- ECE 2206 certified

## HELMETS

### MEN'S & WOMEN'S

	2XS	XS	S	M	L	XL	2XL	3XL
Sizing Code	01	02	04	06	09	12	14	16
Head (inches)	20 7/8-21 1/4	21 5/8-22	22 3/8-22 3/4	23 1/8-23 5/8	24-24 3/8	24 3/4-25 1/8	24 3/4-25 5/8	25 1/2-25 7/8
Head (cm)	53-54	55-56	57-58	59-60	61-62	63-64	63-64	65-66



# PHANTOM

## Introducing the beloved Phantom collection

Built for riders who demand more. Featuring a 100% waterproof jacket and pants, but also protective gear such as helmet and goggles. All of them showcasing the striking phantom graphic. Full protection. Maximum style.



Can-Am Pyra  
Phantom Helmet  
**BLACK**  
929159\_90



Can-Am Flint  
Phantom UV  
Goggles  
**SMOKE**  
286834\_57



Unisex Can-Am  
Waterproof  
Mud Jacket  
**CAMO**  
456046\_37



Unisex Can-Am  
Waterproof  
Mud Pants  
**BLACK**  
456067\_90

Unisex Can-Am  
Waterproof  
Mud Jacket  
**BLACK**  
456046\_90

# MUD GEAR

UNISEX

## Can-Am Waterproof Mud Jacket

456046 • S, M, L, XL, 2XL

Black (90), Camo (37)



Mud jacket made of waterproof PVC.

- 98.5% polyvinyl chloride (PVC), 1.5% mesh polyester.
- Electronically welded seams.
- Back panel ventilation (with mesh).
- Elastic cuffs, hem and hood.
- Can-Am logo.

## Can-Am Waterproof Mud Pants

456067 • S, M, L, XL, 2XL

Black (90), Camo (37)



Oversized pants made of 100% waterproof PVC.

- 100% polyvinyl chloride (PVC).
- Electronically welded seams.
- Elastic waistband and ankle cuff.
- Can-Am logo.

# RAINWEAR

UNISEX

## NEW Unisex Can-Am Seil Lite WP Jacket

456072 • S, M, L, XL, 2XL, 3XL

Hi-Vis Yellow (26)



Simple yet carefully designed and beautifully made lightweight weather protection unisex jacket. 100% waterproof. Intelligent sizing – To be fit over your normal riding gear, sized accordingly.

- Main material: 100% laminated polyester.
- Fit: Relax.
- Waterproof/breathable: 10K/3K, 2.5-layer membrane.
- Hi-vis material at sleeves.
- Fully seam-sealed.
- Double storm placket front closure with one-way zipper.

- Stowable adjustable hood (inside collar).
- Reflective details and logo.
- Elasticized cuff with silicone grip inside.
- Back panel ventilation.
- Adjustable hem.
- Lightweight.
- Unisex sizing to fit over clothes.
- One size down for women.

## NEW Unisex Can-Am Seil Lite WP Overpants

442457 • XS, S, M, L, XL, 2XL, 3XL

Black (90)



Simple yet carefully designed and beautifully made lightweight weather protection unisex overpants. 100% waterproof. Intelligent sizing – To be fit over your normal riding gear, sized accordingly.


- Main material: 100% laminated polyester.
- Fit: Relax.
- Waterproof: 10K/3K, 2.5-layer membrane.
- Elastic waistband with silicone grip all around.

- Silicone grip at bottom hem.
- Fully seam-sealed.
- Reflective logo.
- Hem opening with zipper.
- Stretch boot straps.
- Lightweight.
- Unisex sizing to fit over clothes.
- One size down for women.



# GLOVES

MEN'S



**NEW Can-Am Rally Gloves**

**286836** • S, M, L, XL, 2XL, 3XL

Black (90)

Our new Can-Am Rally Gloves are highly breathable for hot riding conditions. Mesh on the upper and light perforated microsuede on the inside of the palm for a perfect grip and air flow.

- 92% polyester, 8% spandex.
- Ventilated air mesh upper construction.
- Reinforcement thumb panel for extra durability.

- Single-layer microsuede palm with minimal padding.
- Stretch finger gussets.
- Embossed and expandable neoprene slip-on cuff.
- Touchscreen function.

GLOVES (measure palm width)							
UNISEX	XS	S	M	L	XL	2XL	3XL
Sizing Code	02	04	06	09	12	14	16
Palm (inches)	3	3¼	3½	4	4½	5	5½
Palm (cm)	7.5	8	9.5	10	11.5	13	14



# CAN-AM x FASTHOUSE

**Desert racing runs deep in Fasthouse's roots. Their passion is forged by the camaraderie, good times and heritage of**

Fasthouse is built upon the legacy of those who came before it, while forging its own path by being the Purveyors of Good Times®. This collection merges Fasthouse's aesthetic with Can-Am Off-Road's prowess, a partnership that sets a new benchmark for off-road lifestyle, capturing the core of their shared values and leaving behind a legacy for all to revel in.



Men's Can-Am x FH  
Ride Out T-Shirt  
**BLACK**  
288225\_90



Men's Can-Am x FH  
Adventure Long  
Sleeve T-Shirt  
**WHITE**  
288226\_01  
**BLACK**  
288226\_90

Unisex  
Can-Am x FH  
Dust Gloves  
**BLACK**  
446389\_90



Men's Can-Am x FH  
Mav T-Shirt  
**SAND**  
288218\_03  
**BLACK**  
288218\_90



Women's Can-Am x FH  
Adventure T-Shirt  
**BLACK**  
288228\_90



# CAN-AM x FASTHOUSE

MEN'S

## NEW Unisex CAN-AM x FH Dust Gloves

**446389** • XS, S, M, L, XL, 2XL

Black (90)



The Dust gloves utilize quality materials with a traditional moto fit.

- 77% polyamide, 15% polyurethane, 7% elastane, 1% polychloroprene.
- Durable form-fitting 2-way stretch material.
- Perforated Clarino® palm and thumb guards.

- Touchscreen fingertips on index and thumb.
- Gusseted knuckles for increased dexterity.
- Molded neoprene low-pro cuff.
- Mesh finger gussets and silicone grippers.
- TPR and printed embellishments throughout.

## NEW Can-Am x FH Dust Pants

**288018** • 28, 30, 32, 34, 36, 38, 40, 42

Black (90)



The Dust pants are designed for those who venture off the beaten path. They feature a classic fit with cargo-style pockets, full-grain leather inner knee panels, and 600D poly main panel construction, all engineered to endure the harshest conditions and enhance your performance for the adventure ahead.

- 69% polyester, 27% nylon, 4% spandex.
- Fit: Fitted
- Zippered cargo pockets.

- Zippered mesh ventilation pockets on both thighs.
- Zippered fly for easy pit stops.
- 600-denier poly and 4-way stretch main body fabric.
- High-strength nylon thread, double- and triple-stitched seams.
- Silky soft tricot, ¾-length knee brace, optimized lining.
- Patterned and fit for every style of rider.

Please refer to the sizing chart below:

Size	Code	Size	Code	Size	Code	Size	Code
28	36	32	38	36	40	40	42
30	37	34	39	38	41	42	43

## NEW Can-Am x FH Mav Pullover Hoodie

**288227** • S, M, L, XL, 2XL, 3XL

Gold (11)



Midweight hooded pullover for men.

- 80 % cotton, 20% polyester.
- Soft midweight material (280 gsm).
- Fit: Regular.
- Two front welt pockets.
- Metal eyelets and hood drawstring.
- Screen printed graphics.
- Ribbed sleeve cuffs and waistband hem.

## NEW Can-Am x FH Triad T-Shirt

**288236** • S, M, L, XL, 2XL, 3XL

Black (90), Heather Charcoal (29)



Can-Am x Fasthouse Collab T-Shirt with brand logos and graphics

- 60% cotton, 40% polyester.
- Fit: Slim.
- Ribbed collar.

## Can-Am x FH Motorall

**441716** • 28, 30, 32, 34, 36, 38, 40, 42

Black (90)



The Motorall® is our tried and true Grindhouse moto pant in an overalls cut.

- 69% polyester, 27% nylon, 4% spandex.
- Fit: Fitted.
- Zippered cargo pockets on front chest and both thighs.
- Zippered mesh ventilation pockets on both thighs.
- Zippered fly for easy pit stops.
- Adjustable elastic comfort straps for step-in entry.

- 600-denier poly and 4-way stretch main body fabric.
- Upper chest molle straps for radios, tools and accessories.
- High-strength nylon thread double- and triple-stitched seams.
- Silky soft tricot, ¾-length knee brace, optimized lining.
- Patterned and fit for every style of rider.

Please refer to the sizing chart below:

Size	Code	Size	Code	Size	Code	Size	Code
28	36	32	38	36	40	40	42
30	37	34	39	38	41	42	43



**NEW Can-Am x FH Dust Jersey****288234** • S, M, L, XL, 2XL, 3XL

Army Green (77), Black (90)



High-performance jersey utilizing breathable materials with a traditional cut.

- 100% polyester.
- Fit: Regular.
- High-quality silk-screened graphics.
- Moisture-wicking materials help keep you dry.
- Mesh vent paneling on sides and under sleeves for airflow.
- Drop tail on back panel to keep jersey tucked in and secure.
- Athletic fit, moderately slim throughout body and sleeves.
- Overlocked stitching for superior durability and longevity.

**NEW Can-Am x FH High Country T-Shirt****288235** • S, M, L, XL, 2XL, 3XL

Bronze (92)



Can-Am x Fasthouse Collab T-Shirt with large soft plastisol print at back and small print at front chest.

- 60% cotton, 40% polyester.
- Fit: Slim.
- Rib-knit crew neck.
- Woven label Can-Am x Fasthouse on wearer's right sleeve.

**Can-Am x FH Mav T-Shirt****288218** • S, M, L, XL, 2XL, 3XL

Black (90), Sand (03)



Can-Am x Fasthouse collab T-shirt with large artistic vehicle print at back.

- 60% cotton, 40% polyester.
- Fit: Slim.
- Ribbed collar.
- Quote at left chest and large artwork at back.

**Can-Am x FH Off-Road Crew T-Shirt****288224** • S, M, L, XL, 2XL, 3XL

Army Green (77), Black (90)



Can-Am x Fasthouse collab T-shirt with large Off-Road graphic at back.

- 60% cotton, 40% polyester.
- Fit: Slim.
- Ribbed collar.
- Quote at left chest and back.

**Can-Am x FH Ride Out T-Shirt****288225** • S, M, L, XL, 2XL, 3XL

Black (90), White (01)



Can-Am x Fasthouse collab T-shirt with artistic landscape printed at back.

- 60% cotton, 40% polyester.
- Fit: Slim.
- Ribbed collar.
- Brand logo at center front and large artwork at back.

**Can-Am x FH Adventure Long-Sleeve T-Shirt****288226** • S, M, L, XL, 2XL, 3XL







Black (90), White (01)



Can-Am x Fasthouse collab long-sleeve T-shirt with brand logos and emblematic Can-Am lines.

- 60% cotton, 40% polyester.
- Fit: Slim.
- Ribbed collar.
- Brand logos at center front and back.



MEN'S	<b>Can-Am x FH Coilover Tee</b>	<b>288065</b> • S, M, L, XL, 2XL, 3XL	Black (90)
		Ultrasoft 100% combed ring-spun cotton tee. • 100% combed ring-spun cotton. • Fit: Slim. • Soft and lightweight material. • Crew collar. • Plastisol ink screen-printed graphics.	
WOMEN'S	<b>NEW Can-Am x FH Off-Road Crew Pullover Hoodie</b>	<b>288229</b> • S, M, L, XL, 2XL	Ivory (97)
		Midweight hooded pullover for women. • 80% cotton, 20% polyester. • Fit: Regular. • Soft midweight material (280 gsm). • Two front welt pockets. • Metal eyelets and hood drawstring. • Screen printed graphics. • Ribbed sleeve cuffs and waistband hem.	
	<b>Can-Am x FH Adventure T-Shirt</b>	<b>288228</b> • XS, S, M, L, XL, 2XL	Black (90), Sand (03)
		Can-Am x Fasthouse collab women's T-shirt with brand logos and emblematic Can-Am lines. • 60% cotton, 40% polyester. • Fit: Slim. • Ribbed collar. • Brand logos at center front and back.	
UNISEX	<b>NEW Can-Am x FH Adventure Beanie</b>	<b>288231</b> • One size	Army Green (77), Black (90)
		Can-Am x Fasthouse collab heavy-knit cuff beanie. • 100% acrylic. • Ultrasoft anti-itch material. • Can-Am x Fasthouse woven patch at front. • Small folded Can-Am x Fasthouse label at back.	
	<b>NEW Can-Am x FH Straw Hat</b>	<b>448814</b> • One size	Khaki (05)
		Wide-brim straw hat with adjustable chin strap. • 100% straw. • Patch at front. • One size fits most.	
	<b>NEW Can-Am x FH Tube</b>	<b>288232</b> • One size	Black (90), Wine (32)
		Multipurpose, stretch and comfortable tubular headwear. • 92% polyester, 8% spandex. • 12 different configurations: bandana, headband, balaclava and more.	

**Can-Am x FH Dust Mesh Cap****288238** • One size

Black (90), Whiskey (28)



Check out the Can-Am x FH Dust cap, a medium-profile structured 5-panel snapback constructed using a premium cotton/poly blend. Features a front patch and custom trims throughout.

- 60% cotton, 40% polyester.
- 5-panel construction.
- Deep profile, structured.
- Woven front patch.
- Contrast snapback closure.

**Can-Am x FH Road Cap****288230** • One size

Black (90)



Can-Am x Fasthouse collab structured 5-panel trucker-style cap with snapback closure.

- 100% cotton.
- 5-panel construction.
- Curved brim.
- Woven patch at front.
- Branded taping and flag label.
- Snapback closure at back.

**Can-Am x FH Racing Flat Brim Cap****448804** • One size

Black (90), Brown (04)



Structured 5-panel snapback with flat brim using premium acrylic wool.

- 100% cotton.
- 5-panel construction.
- Flat brim and matching underbrim.
- Branded taping and flag label.
- Contrast snapback.
- Snapback closure at back.

**Can-Am x FH Badge Cap****448805** • One size

Army Green (77), Ivory (97)



Structured 5-panel trucker-style cap with snapback closure.

- 100% cotton.
- 5-panel construction.
- Curved brim.
- Woven patch at front.
- Branded taping and flag label.
- Snapback closure at back.

# CAN-AM OFF-ROAD x 24.7

**Hunt limited-edition hat capsule.  
Built for the hunt, backed by the ride.**

Where grit meets gear: Can-Am Off-Road and 24.7 Hunt unveil an exclusive hat collection designed for those who live the outdoors without compromise. As a top Can-Am Off-Road Ambassador since 2024, 24.7 Hunt has earned a reputation as one of the most respected names in the hunting and conservation community, bringing proven insight, a relentless pursuit of the passion, and a deep respect for the land and its animals into everything they do.

This collaboration isn't just about style—it's about being unstoppable. These hats are made for the early risers and late nighters who do it all in their own pursuits.



Unisex Can-Am  
x 24.7 Curved Cap  
288482\_90



Unisex Can-Am  
x 24.7 Red/Black  
Flat Cap  
288483\_30



Unisex Can-Am  
x 24.7 Green  
Rope Cap  
288484\_77



Unisex Can-Am  
x 24.7 Black  
Mesh Flat Cap  
288485\_90



# 24.7 x CAN-AM COLLECTION

UNISEX

## Can-Am x 24.7 Curved Cap

**288482** • One size

Black (90)



- Can-Am x 24.7 Hunt Collaboration.
- Content: 100% cotton corduroy.
  - 5-panel construction.
  - Curved brim.
  - Embroidered woven patch at front.
  - Embroidered brands on both sides of the cap.
  - Branded an-Am taping inside.
  - Snapback closure at back.

## Can-Am x 24.7 Red/Black Flat cap

**288483** • One size

Red (30)



- Can-Am x 24.7 Hunt Collaboration.
- Content: 100% cotton corduroy.
  - 5-panel construction.
  - Flat brim.
  - Half structured front.
  - Rope.
  - Embroidered woven patch at front.
  - Embroidered brands on both sides of the cap.
  - Branded Can-Am taping inside.
  - Snapback closure at back.

## Can-Am x 24.7 Green Rope Cap

**288484** • One size

Army Green (77)



- Can-Am x 24.7 Hunt Collaboration.
- Content: 100% cotton.
  - 5-panel construction.
  - Flat brim.
  - Rope.
  - Embroidered Duck patch in Can-Am color at front.
  - Embroidered brands on both sides of the cap.
  - Branded an-Am taping inside.
  - Snapback closure at back.

## Can-Am x 24.7 Black Mesh Flat Cap

**288485** • One size

Black (90)



- Can-Am x 24.7 Hunt Collaboration.
- Content: 100% cotton.
  - 5-panel construction.
  - Flat brim.
  - Structured front.
  - Mesh back.
  - Embroidered woven patch at front.
  - Embroidered brands on both sides of the cap.
  - Snapback closure at back.



# EVERYDAY WEAR AND SIGNATURE

## Our redesigned everyday and Signature collections.

Perfect for those who crave adventure and want to get the job done. Featuring a fresh selection of stylish and practical pieces such as flannel shirts, caps, T-shirts and more!



Men's Can-Am  
DNA T-Shirt  
**ARMY GREEN**  
288173\_77



Unisex Can-Am  
Loyal Flat Mesh Cap  
**BLACK**  
288143\_90



Unisex Can-Am  
Laser Cut Curved Cap  
**SAND**  
288144\_03



Unisex Can-Am  
Reversible Camo  
Beanie  
**GREY**  
288160\_09



Men's Can-Am  
Emblem Pullover  
Hoodie  
**BLACK**  
288244\_90



Men's Can-Am  
Plaid Flannel Shirt  
**SAND**  
288165\_03

# EVERYDAY WEAR

MEN'S

**NEW** Can-Am All-Star T-Shirt

**288181** • S, M, L, XL, 2XL, 3XL

Army Green (77), Black (90),  
Wine (32)



- Casual T-shirt for everyday wear.
- 60% cotton, 40% polyester.
  - Fit: Slim.
  - Rib-knit crew neck.

**NEW** Can-Am All Terrain T-Shirt

**288184** • S, M, L, XL, 2XL, 3XL

Black (90), Heather Grey (27)



- Men's Casual Graphic T-Shirt with Can-Am Crest artwork.
- Solid: 60% cotton, 40% polyester.
  - Heather: 97% cotton, 3% polyester.
  - Fit: Regular.
  - Rib-knit crew neck.
  - Small artwork at left chest and artwork at back.

**NEW** Can-Am Heritage T-Shirt

**288275** • S, M, L, XL, 2XL, 3XL

Black (90), Heather Grey (27)



- Men's Casual Graphic T-Shirt with Heritage artwork at back.
- Solid: 60% cotton, 40% polyester.
  - Heather: 97% cotton, 3% polyester.
  - Fit: Regular.
  - Ribbed collar.
  - Small Can-Am logo at left chest and artwork at back.
  - Small embroidered label at front.

**NEW** Can-Am '73 T-Shirt

**288276** • S, M, L, XL, 2XL, 3XL

Black (90)



- Men's Casual Graphic T-Shirt with large '73 Can-Am logo at front.
- 60% cotton, 40% polyester.
  - Fit: Regular.
  - Ribbed collar.
  - Small embroidered label at front.

**NEW** Can-Am Legacy T-Shirt

**288279** • S, M, L, XL, 2XL, 3XL

Heather Charcoal (29), White (01)



- Men's Casual Graphic T-Shirt with retro Can-Am logo at front.
- 60% cotton, 40% polyester.
  - Fit: Regular.
  - Ribbed collar.
  - Small embroidered label at front.

<b>Can-Am Plaid Flannel Shirt</b> 	<b>288165</b> • S, M, L, XL, 2XL, 3XL	Sand (03) <ul style="list-style-type: none"> <li>Comfortable plaid flannel shirt, perfect for all your adventures!</li> <li>100% cotton.</li> <li>Fit: Regular.</li> <li>Front opening with debossed Can-Am 4-hole buttons.</li> <li>Left chest pocket with small Can-Am embroidery.</li> <li>Contrast woven back yoke, chest pocket and elbow patches for more durability.</li> </ul>
<b>Can-Am Bonded Plaid Overshirt</b> 	<b>288163</b> • S, M, L, XL, 2XL, 3XL	Army Green (77) <ul style="list-style-type: none"> <li>Bonded micro-fleece plaid overshirt, perfect for colder days.</li> <li>100% cotton, fleece, 100% polyester.</li> <li>Fit: Relaxed.</li> <li>Front opening with debossed Can-Am 4-hole buttons.</li> <li>Herringbone weave bonded to soft micro polar fleece.</li> <li>Back yoke and chest pocket fabric cut on bias for stretch.</li> <li>Two hand pockets and two chest pockets.</li> <li>Small Can-Am embroidered logo at front left pocket.</li> <li>Self hanger loop centered at back yoke.</li> </ul>
<b>Cobra Desert Pullover Hoodie</b> 	<b>288155</b> • S, M, L, XL, 2XL, 3XL	Black (90), Heather Grey (27) <ul style="list-style-type: none"> <li>Casual pullover hoodie with desert-inspired artwork at back.</li> <li>60% cotton, 40% polyester.</li> <li>Fit: Regular.</li> <li>Rib at cuffs and hem.</li> <li>Kangaroo pocket.</li> <li>Soft plastisol print graphic at back.</li> <li>Regular Can-Am logo at left chest.</li> </ul>
<b>Cobra Desert T-Shirt</b> 	<b>288151</b> • S, M, L, XL, 2XL, 3XL	Black (90), Sand (03) <ul style="list-style-type: none"> <li>Men's casual graphic T-shirt with desert-inspired artwork at back.</li> <li>60% cotton, 40% polyester.</li> <li>Fit: Regular.</li> <li>Ribbed collar.</li> <li>Small Can-Am logo at left chest and artwork at back.</li> </ul>
<b>Can-Am Loyal T-Shirt</b> 	<b>288152</b> • S, M, L, XL, 2XL, 3XL	Black (90), Heather Grey (27) <ul style="list-style-type: none"> <li>Men's casual graphic T-shirt with Can-Am printed quote at back.</li> <li>60% cotton, 40% polyester.</li> <li>Heather Grey (27): 97% cotton, 3% polyester.</li> <li>Fit: Regular.</li> <li>Ribbed collar.</li> <li>Small Can-Am logo at left chest and artwork at back.</li> </ul>



**Can-Am Fearless Ally T-Shirt****288153** • S, M, L, XL, 2XL, 3XL

Army Green (77), Black (90)



Men's casual graphic T-shirt with large cobra artwork at front.

- 60% cotton, 40% polyester.
- Fit: Regular.

- Ribbed collar.
- Large cobra artwork at front with Can-Am mention.

**Can-Am DNA T-Shirt****288173** • S, M, L, XL, 2XL, 3XL

Army Green (77), Black (90)



Men's Can-Am graphic T-shirt, perfect for everyday wear.

- 60% cotton, 40% polyester.
- Fit: Regular.

- Ribbed collar.
- Large Can-Am graphic at front.

**Can-Am Bones T-Shirt****288182** • S, M, L, XL, 2XL, 3XL

Black (90), Heather Grey (27)



Men's casual graphic T-shirt with skeletal vehicle artwork printed at back.

- 60% cotton, 40% polyester.
- Heather Grey (27): 97% cotton, 3% polyester.
- Fit: Regular.

- Ribbed collar.
- Small Can-Am logo at left chest and large artwork at back.

**Can-Am Badges Long Sleeve T-Shirt****288166** • S, M, L, XL, 2XL, 3XL

Black (90)



Men's long-sleeve T-shirt with printed Can-Am badges.

- 60% cotton, 40% polyester.
- Fit: Regular.

- Ribbed collar.
- Printed Can-Am badges on the sleeve and left chest.

**NEW Can-Am All-Star T-Shirt****288149** • XS, S, M, L, XL, 2XL

Black (90), Wine (32)



Women's Casual Graphic T-Shirt.

- Solid color: 60% cotton, 40% polyester.
- Heather color: 97% cotton, 3% polyester.
- Fit: Slim.
- Rib-knit crew neck.

**NEW Can-Am Heritage T-Shirt****288285** • XS, S, M, L, XL, 2XL

Black (90), Pink (36)



Women's Casual Graphic T-Shirt with Heritage artwork at back.

- Content: 60% cotton, 40% polyester.
- Fit: Slim.
- Ribbed collar.
- Small Can-Am logo at left chest and artwork at back.
- Small embroidered label at front.



**NEW Can-Am '73 T-Shirt****288286** • XS, S, M, L, XL, 2XL

Black (90)



Women's Casual Graphic T-Shirt with large 73 Can-Am logo at front.

- Content: 60% cotton, 40% polyester.
- Fit: Slim.
- Ribbed collar.
- Small embroidered label at front.

**Can-Am Loyal T-Shirt****288150** • XS, S, M, L, XL, 2XL

Black (90), White (01)



Women's casual graphic T-shirt with Can-Am printed quote at back.

- 60% cotton, 40% polyester.
- Fit: Slim.

- Ribbed collar.
- Small Can-Am logo at left chest and artwork at back.

**NEW Can-Am Mav Bones Flat Cap****288176** • One size

Army Green (77)



Unisex Mav Bones Cap with flat brim.

- 100% cotton.
- Structured 6-panel cap.
- Snapback closure at back.
- Inside Can-Am branded tape.
- Patch at front.

**NEW Can-Am King Cobra Curved Cap****288177** • One size

Black (90), Sand (03)



Unisex King Cobra curved-brim cap.

- 100% cotton.
- 6-panel cap.
- Soft plastisol printed patch.
- Can-Am branded tape inside and flag label at back.
- Snapback closure at back.

**NEW Can-Am Heritage Curved Cap****288264** • One size

Black (90)



Classic Curved Cap with a Can-Am patch at front.

- 100% cotton.
- 6-panel cap.
- Heritage patch embroidered at front.
- Can-Am branded tape inside.
- Snapback closure at back.

**Can-Am Laser Cut Curved Cap****288144** • One size

Black (90), Sand (03)



Unisex breathable cap with laser-cut mesh.

- 100% polyester.
- UPF 30 sun protection.
- Quick-dry.
- Silicon patch at front.
- Snapback closure at back.

**Can-Am Loyal Flat Mesh Cap****288143** • One size

Army Green (77), Black (90)



- Unisex mesh cap with flat brim.
- Content: 100% cotton.
  - Mesh: 100% polyester.
  - Structured 5-panel cap.
  - Snapback closure at back.
  - Patch at center front.
  - Small Can-Am label at back.

# SIGNATURE COLLECTION

**NEW 1973 Signature T-Shirt****288278** • S, M, L, XL, 2XL, 3XL

Black (90), Red (30), White (01)



- Men's Casual Signature T-Shirt with Can-Am logo and 1973.
- 60% cotton, 40% polyester.
  - Fit: Regular.
  - Rib at cuffs and hem.
  - Can-Am logo at center front and small 1973 printed on the right sleeve.
  - Small embroidered label at front.

**1973 Signature LS T-Shirt****288355** • S, M, L, XL, 2XL, 3XL

Black (90)



- Men's Casual Signature Long-Sleeve T-Shirt with Can-Am logo and 1973.
- 60% cotton, 40% polyester.
  - Fit: Regular.
  - Rib at cuffs and hem.
  - Can-Am logo at center front and small 1973 printed on the right sleeve.
  - Small embroidered label at front.

**Can-Am Emblem T-Shirt****288148** • S, M, L, XL, 2XL, 3XL

Black (90), Heather Grey (27), Sand (03)



- Men's Signature T-shirt with Can-Am logo and emblematic lines at front.
- 60% cotton, 40% polyester.
  - Heather Grey (27): 97% cotton, 3% polyester.
  - Fit: Regular.
  - Ribbed collar.

**NEW 1973 Signature Crewneck Sweatshirt****288353** • S, M, L, XL, 2XL, 3XL

Black (90)



- Men's Signature Crewneck Sweatshirt with Can-Am logo and 1973.
- 60% cotton, 40% polyester.
  - Fit: Regular.
  - Rib at cuffs and hem.
  - Can-Am logo at center front and small 1973 printed at back neck.
  - Small embroidered label at front.

**Can-Am Emblem Crewneck****288241** • S, M, L, XL, 2XL, 3XL

Black (90), Heather Grey (27)



Men's Signature crewneck sweatshirt with Can-Am logo and emblematic lines at front.

- 60% cotton, 40% polyester.
- Fit: Regular.
- Rib at cuffs and hem.

**NEW 1973 Signature Pullover Hoodie****288354** • S, M, L, XL, 2XL, 3XL

Black (90), Heather Grey (27)



Men's Signature Pullover Hoodie with Can-Am logo and 1973.

- 60% cotton, 40% polyester.
- Fit: Regular.
- Rib at cuffs and hem.
- Kangaroo pocket.
- Can-Am logo at center front and 1973 printed across the center panel of the hood.
- Small embroidered label on the kangaroo pocket.

**Can-Am Emblem Pullover Hoodie****288242** • S, M, L, XL, 2XL, 3XL

Black (90), Sand (03)



Men's Signature pullover hoodie with Can-Am logo and emblematic lines at front.

- 60% cotton, 40% polyester.
- Fit: Regular.
- Rib at cuffs and hem.
- Kangaroo pocket.

**Can-Am Emblem Cap****288142** • One size

Army Green (77), Black (90), Burgundy (35), Heather Grey (27)



Signature cap with Can-Am logo and emblematic lines at front.

- 100% cotton.
- 6-panel cap.
- Embroidered Can-Am logo on the front.

- Can-Am branded tape inside and flag label at back.
- Snapback closure at back.

**NEW 1973 Signature T-Shirt****288284** • XS, S, M, L, XL, 2XL

Black (90), Pink (36)



- Women's Casual Signature T-Shirt with Can-Am logo and 1973.
- Content: 60% cotton, 40% polyester.
  - Fit: Slim.
  - Rib at cuffs and hem.
  - Can-Am logo at center front and small 1973 printed on the right sleeve.
  - Small embroidered label at front.

**Can-Am Emblem T-Shirt****288187** • XS, S, M, L, XL, 2XL

Black (90), Sand (03)



- Women's Signature T-shirt with Can-Am logo and emblematic lines at front.
- 60% cotton, 40% polyester.
  - Fit: Slim.
  - Ribbed collar.

**NEW 1973 Signature Crewneck Sweatshirt****288352** • XS, S, M, L, XL

Black (90)



- Women's Signature Crewneck Sweatshirt with Can-Am logo and 1973.
- Content: 60% cotton, 40% polyester.
  - Fit: Slim.
  - Rib at cuffs and hem.
  - Can-Am logo at center front and small 1973 printed at back neck.
  - Small embroidered label at front.

**Can-Am Emblem Crewneck****288243** • XS, S, M, L, XL, 2XL

Black (90), Wine (32)



- Women's Signature crewneck sweatshirt with Can-Am logo and emblematic lines at front.
- 60% cotton, 40% polyester.
  - Fit: Slim.
  - Rib at cuffs and hem.

**NEW 1973 Signature Pullover Hoodie****288351** • XS, S, M, L, XL

Black (90), Wine (32)



- Comfortable Pullover Hoodie sweatshirt with Can-Am logo on the front.
- Content: 60% cotton, 40% polyester.
  - Fit: Slim.
  - Rib at cuffs and hem.
  - Kangaroo pocket.
  - Can-Am logo at center front and 1973 printed across the center panel of the hood.
  - Small embroidered label on the kangaroo pocket.

**Can-Am Emblem Pullover Hoodie****288244** • XS, S, M, L, XL, 2XL

Army Green (77), Black (90)



- Women's Signature pullover hoodie with Can-Am logo and emblematic lines at front.
- 60% cotton, 40% polyester.
  - Fit: Slim.
  - Rib at cuffs and hem.
  - Kangaroo pocket.



**NEW Can-Am 1973 Signature Cap****288112** • One size

Army Green (77), Black (90), Grey (09), Red (30), Wine (32)



Signature curved cap.

- 100% cotton.
- 6-panel cap.
- Embroidery Can-Am patch at front.
- Snapback closure at back with small Can-Am label.

**Can-Am Reversible Camo Beanie****288160** • One size

Army Green (77), Black (90), Grey (09)



Two-in-one reversible beanie with our new hexagon camo knit pattern.

- 95% acrylic, 4% nylon, 1% spandex.
- Hypoallergenic.
- Small folded Can-Am label at front.
- Embroidered Can-Am logo at front.

**NEW 1973 Signature Bandana****288281** • One size

Black (90), Wine (32)



Our bandana is a cheerful accessory, perfect for our bold riders! It will become your new staple piece when riding.

- 100% cotton.
- Dimensions: 24" x 24".
- Can be worn many different ways.
- Checkered print, Can-Am logo and 1973 printed.

# UV PROTECTION AND PLAY

Introducing our UV Protection  
and Play collection.

Your ultimate gear for all-day comfort, designed  
to protect against the sun. Featuring windproof  
jerseys, lightweight long-sleeve shirts,  
comfortable hoodies and more! All with new  
colors and graphics!



Men's UV Protection  
Long-Sleeve T-Shirt  
**BLACK**  
288161\_90

Women's  
Can-Am  
Lightweight  
Tank Top  
**WINE**  
288167\_32

Women's UV  
Protection  
Long-Sleeve T-Shirt  
**BLACK**  
288169\_90

Men's UV Protection  
Long-Sleeve Hoodie  
**ARMY GREEN**  
288168\_77

# UV PROTECTION AND PLAY

MEN'S	<b>UV Protection Long-Sleeve T-Shirt</b>	<b>288161</b> • S, M, L, XL, 2XL	Black (90), Charcoal Grey (07)
		Men's lightweight UV protection long-sleeve shirt, meant to protect your skin all day long. • 92% polyester, 8% spandex. • Fit: Regular. • UPF 50 sun protection.	• Quick-dry fabric that helps distribute your body heat and rapidly cools through regulated evaporation. • Can-Am artwork at back and Can-Am logo at right sleeve.
	<b>UV Protection Long-Sleeve Hoodie</b>	<b>288168</b> • S, M, L, XL, 2XL	Army Green (77), Black (90)
WOMEN'S		Men's UV protection long-sleeve hooded shirt with built-in gaiter to protect you from the dust and sun. • 92% polyester, 8% spandex. • Fit: Regular. • 175 gsm.	• UV protection – 50 UPF. • Quick-dry. • Built-in gaiter mask. • Can-Am logo on the right sleeve and artwork at left chest.
	<b>Can-Am DWR Hoodie</b>	<b>288158</b> • S, M, L, XL, 2XL, 3XL	Army Green (77), Black with Graphics (94)
		Versatile pullover hoodie with water-repellent finish that will allow you to wear it no matter the weather! • 60% cotton, 40% polyester. • Fit: Regular. • Rib at cuffs and hem.	• Kangaroo pocket. • New! Hexagon camo print. • Can-Am label at front kangaroo pocket.
UNISEX	<b>Can-Am Lightweight Tank Top</b>	<b>288167</b> • XS, S, M, L, XL, 2XL	Charcoal Grey (07), Wine (32)
		Women's lightweight tank top, perfect for everyday wear. • 88% nylon and 12% spandex. • Fit: Regular. • UPF 20 sun protection.	• Quick-dry fabric that helps distribute your body heat and rapidly cools through regulated evaporation. • Large vertical Can-Am logo on the left side.
	<b>UV Protection Long-Sleeve T-Shirt</b>	<b>288169</b> • XS, S, M, L, XL, 2XL	Black (90)
		Women's lightweight UV protection long-sleeve shirt, meant to protect your skin all day long. • 92% polyester, 8% spandex. • Fit: Slim. • UPF 50 sun protection.	• Quick-dry fabric that helps distribute your body heat and rapidly cools through regulated evaporation. • Thumbhole opening at sleeve. • Can-Am artwork at back.
	<b>Can-Am Phantom Jersey</b>	<b>288270</b> • S, M, L, XL, 2XL, 3XL	Army Green (77), Burgundy (35), Charcoal Grey (07), Grey (09)
		Our classic Can-Am jersey with a new look! • 100% polyester. • Fit: Relaxed. • Quick-dry, moisture-wicking fabric for maximum comfort. • Antibacterial treatment for anti-odor.	• Mesh fabric for extra ventilation at underarms. • Hexagon camo print. • Sublimated logos.

# PLAY AND LICENSING PRODUCTS

MISC

## **NEW** 1:12 Maverick X3 X RS Turbo RR Premium Replica



**B10787** • One size

Black (90)

- Product dimensions: 286 x 155 x 145 mm
- Diecast metal and plastic.
- Free-rolling wheels.
- Articulated steering.
- Functional suspensions.
- Openable doors.
- Interior cab details.
- Authentic exterior design.

## **NEW** 1:12 X3 X RS Turbo RR Premium Replica with accessories



**B10788** • One size

Red (30)

- Product dimensions: 281 x 155 x 161 mm
- Diecast metal and plastic.
- Free-rolling wheels.
- Articulated steering.
- Functional suspensions.
- Openable doors.
- Interior cab details.
- Authentic exterior design.

## **NEW** 1:12 Maverick X3 X RC Turbo RR Premium Replica



**B10789** • One size

Red (30)

- Product dimensions: 286 x 155 x 145 mm
- Diecast metal and plastic.
- Free-rolling wheels.
- Articulated steering.
- Functional suspensions.
- Openable doors.
- Interior cab details.
- Authentic exterior design.

## **NEW** 1:32 Diecast Maverick Sport 24 pcs Case-Pack



**B10790** • One size

Mixed color (18)

- This Case-Pack includes:
- 12 x 1:32 Maverick Sport X rc (Red)
  - 12 x 1:32 Maverick Sport X xc (Silver)

## **NEW** 1:32 Diecast Maverick Trail 24 pcs Case-Pack



**B10791** • One size

Mixed color (18)

- This Case-Pack includes:
- 12 x 1:32 Maverick Trail DPS (Black)
  - 12 x 1:32 Maverick Trail DPS (Blue)

## **NEW** 1:32 Diecast Commander 24 pcs Case-Pack







**B10792** • One size

Mixed color (18)



- This Case-Pack Includes:
- 12 x 1:32 Commander XT-P (Orange).
  - 12 x 1:32 Commander XT (Black).










MISC	<b>NEW Diecast Defender 24 pcs Case-Pack</b>	<b>B10793</b> • One size	Mixed color (18)
		This Case-Pack includes: - 12 x 1:32 Defender XMR (Silver) - 12 x 1:32 defender XT HD9 (Navy)	
	<b>1:32 Diecast Maverick Bundle</b>	<b>B10777</b> • One size	Mixed color (18)
		Bundle includes: - 10 x 1:32 Maverick X3 X RS Turbo RR (Black). - 5 x 1:32 Maverick X3 X RS Turbo RR (Blue). - 5 x 1:32 Maverick X3 X RS Turbo RR (Red). - 2 x 1:32 Maverick X3 X RS Turbo RR Sand (Red). - 2 x 1:32 Maverick X3 X RS Turbo RR Winter (Red).	
MISC	<b>1:32 Diecast Outlander Bundle</b>	<b>B10778</b> • One size	Mixed color (18)
		Bundle includes: - 12 x 1:32 Outlander XT 1000R (Blue). - 12 x 1:32 Outlander XT 1000R (Yellow).	
	<b>1:32 Diecast Renegade Bundle</b>	<b>B10779</b> • One size	Mixed color (18)
		Bundle includes: - 6 x 1:32 Renegade X xc (Sand). - 6 x 1:32 Renegade X xc (Red). - 6 x 1:32 Renegade X mr 1000R (Sand). - 6 x 1:32 Renegade X mr 1000R (Gold).	

# REPLACEMENT PARTS

MISC	<b>Helmet Service Pad</b>	<b>448695</b> • One size	Black (90)
	• Part made to support a helmet while servicing it.		

VIBE			
MISC	<b>Vibe Microphone</b>	<b>929132</b> • One size	Black (90)
		• Fits Vibe Communication System by BRP.	
	<b>Vibe Speakers</b>	<b>929133</b> • One size	Black (90)
		• Fits Vibe Communication System by BRP	

Pyra Headliner	929060 • XS, S, M, L, XL, 2XL, 3XL	Charcoal Grey (07)
 <ul style="list-style-type: none"> <li>Fits Pyra helmet family.</li> </ul>		
Pyra Cheek Pads	929061 • XS, S, M, L, XL, 2XL, 3XL	Charcoal Grey (07)
 <ul style="list-style-type: none"> <li>Fits Pyra helmet family.</li> </ul>		
Pyra Wind Deflector	929062 • S (fits XS/S/M/L), L (fits XL/2XL/3XL)	Black (90)
 <ul style="list-style-type: none"> <li>Fits Pyra helmet family.</li> </ul>		
Pyra Peak Pivots	929073 • One size	Black (90)
 <ul style="list-style-type: none"> <li>Fits Pyra helmet family.</li> <li>Includes 2 pcs.</li> </ul>		
Pyra Fixed Peak Pivots	929096 • One size	Black (90)
 <ul style="list-style-type: none"> <li>Fits Pyra helmet family.</li> <li>Includes 2 pcs.</li> </ul>		
Pyra Front Vent Grid	929097 • S (fits XS/S/M/L), L (fits XL/2XL/3XL)	Black (90)
 <ul style="list-style-type: none"> <li>Fits Pyra helmet family.</li> </ul>		
Can-Am Pyra Phantom Peak	929163 • S (fits XS/S/M/L), L (fits XL/2XL/3XL)	Black (90), Grey (09)
 <ul style="list-style-type: none"> <li>Fits Pyra helmet style 929159.</li> </ul>		
Pyra Fade Peak	929091 • S (fits XS/S/M/L), L (fits XL/2XL/3XL)	Beige (02), Grey (09), Turquoise (Aqua) (76), White (01)
 <ul style="list-style-type: none"> <li>Fits Pyra helmet family.</li> </ul>		

**Can-Am Pyra Peak****929063** • S (fits XS/S/M/L),  
L (fits XL/2XL/3XL)Blue (80), Charcoal Grey (07),  
Red (30)

- Fits Pyra helmet family.

**Can-Am Pyra Dune Peak****929064** • S (fits XS/S/M/L),  
L (fits XL/2XL/3XL)Charcoal Grey (07), Grey (09),  
Red (30), Sand (03)

- Fits Pyra helmet family.

**EXOME****NEW Exome Headliner**

DOT ECE22.06

**929188** • XS, S, M, L, XL, 2XL,  
3XL

Black (90)



- Fits Can-Am Exome Modular Helmet (DOT/ECE) (929190) and Can-Am Exome Open Face helmet (DOT/ECE) (929185).

**Exome Open Face Headliner**

DOT

**929147** • XS, S, M, L, XL, 2XL, 3XL

Charcoal Grey (07)



- Fits Exome Open-Face helmet family.
- DOT certified version only.
- Not available in Europe

**Exome Summer Headliner****929049** • XS, S, M, L, XL, 2XL, 3XL

Charcoal Grey (07)



- Fits summer Exome helmet family.

**Exome Single Lens Shield****929044** • One size

Clear (00)











- Fits Can-Am Exome Helmet (929040).
- Replacement Pinlock-ready face shield for Exome helmets.

**Exome Summer Chin Curtain****929046** • One size



Black (90)





- Fits Can-Am Exome Helmet (929040).

<b>Exome Peak</b>	<b>929057</b> • One size	Black (90), Matte Black (93)
	• Fits Exome helmet family.	
<b>Exome Summer Vents Kit</b>	<b>929065</b> • One size	Black (90)
	• Fits Exome helmet family.	
<b>Exome Pinlock® Insert</b>	<b>929066</b> • One size	Clear (00)
	• Fits Exome helmet family.	
<b>Exome Shield Mechanism</b>	<b>929067</b> • One size	Black (90)
	• Fits Exome helmet family.	
<b>Exome Shield Sealing Gasket</b>	<b>929070</b> • One size	Black (90)
	• Fits Exome helmet family.	
<b>Exome Summer Sun Shield</b>	 <b>929072</b> • One size	Smoke (57), Clear (00)
	• Fits Exome helmet family.	
<b>Exome Summer Chin Lock Covers</b>	<b>929075</b> • One size	Black (90)
	• Fits Exome helmet family.	
<b>Exome Summer Cheek Pads</b>	<b>929092</b> • XS, S, M, L, XL, 2XL, 3XL	Charcoal Grey (07)
	• Fits summer Exome helmet family.	





MISC	<b>Exome Open Face Peak</b>	<b>929145</b> • One size	Black (90)
	 <ul style="list-style-type: none"> <li>• Fits Exome Open-Face helmet family.</li> </ul>		
	<b>Exome Open Face Cheek Pads</b>	<b>929148</b> • XS, S, M, L, XL, 2XL, 3XL	Black (90), Charcoal Grey (07)
	 <ul style="list-style-type: none"> <li>• Fits summer Exome Open-Face helmet family.</li> </ul>		

## RETRO OPEN FACE

MISC	<b>NEW Retro Open Face RPM Peak</b>	<b>929192</b> • One size	Black (90)
	 <ul style="list-style-type: none"> <li>• Fits Retro Open Face helmets.</li> </ul>		
	<b>NEW Retro Open Face Cheek Pads</b>	<b>929193</b> • S, M, L, XL, 2XL	Black (90)
	 <ul style="list-style-type: none"> <li>• Fits Retro Open Face helmet.</li> </ul>		

## FLINT

MISC	<b>Flint Goggles Tear-Offs</b>	<b>448759</b> • One size	Clear (00)
	 <ul style="list-style-type: none"> <li>• Ready-to-use clear tear-off tabs.</li> <li>• Pack of 10.</li> </ul>		
	<b>Flint Goggles Nose Guard</b>	<b>448760</b> • One size	Black (90)
	 <ul style="list-style-type: none"> <li>• Fits all Flint goggles: <ul style="list-style-type: none"> <li>- Flint Dune.</li> <li>- Flint Fade.</li> <li>- Flint Phantom.</li> </ul> </li> </ul>		

**Flint Goggles Clear Single UV Lens****448764** • One size

Clear (00)



- Fits all Flint goggles:
  - Flint Dune.
  - Flint Fade.
  - Flint Phantom.

**Flint Goggles Chrome Single UV Lens****448765** • One sizeBlue (80), Chrome (99), Red (30),  
Turquoise (Aqua) (76), Yellow (10)

- Fits all Flint goggles:
  - Flint Dune.
  - Flint Fade.
  - Flint Phantom.

**Flint Photochromatic RPM Single UV Lens****448784** • One size

Smoke (57)



- Fits Flint goggle family.

**TRENCH****Trench Goggles Nose Guard****448708** • One size

Black (90)



- Fits Trench goggles.

**Trench Goggles Single UV Lens****448697** • One size

Clear (00)



- Trench anti-scratch, anti-fog RPM lens.
- Clear.

**Trench OTG Goggles Single UV Lens****448793** • One size

Clear (00), Smoke 60% (21)



- Fits Trench OTG goggle family.
- Can-Am laser etching on lens.

**Trench Goggles Tear-Offs****448727** • One size

Clear (00)



- Compatible with the Can-Am Trench goggle.
- Pack of 10.

**Trench OTG Goggles Tear-Offs****448795** • One size

Clear (00)



- Fits Trench OTG goggle family.
- Pack of 10.



## BRP REIMAGINES THE WAY YOU ACCESS YOUR WORLD

Can-Am is one of many success stories from BRP, the global company behind some of the most daringly innovative products and experiences that move you. Because it's not about the destination, it's about the journey — yours.

Discover our brands:

***ski-doo*** ***LYNX*** ***SEA-DOO*** ***can-am*** **ROTAX**

[www.brp.com](http://www.brp.com)







**CANAMOFFROAD.COM**

